

# PRICE LIST

LTM 020 15.04.2023



Smart solutions.  
Strong relationships.



murugappa

# PRODUCT SPECTRUM



For CG LT Motors Catalogues, please scan below QR code



Safe Area IE4



Flameproof IE4



Entice Series  
M1 Range




LT Motor Range  
Catalogue



SM Series  
Alternators



## Index

●	Special Features And Accessories Offered For AC Motors	3-11
●	Safe Area Motors	12-19
○	Super Premium Efficiency Motors - IE4	13
○	Premium Efficiency Motors - IE3	14-15
○	Premium Efficiency Motors - IE3 Aluminium	16
○	High Efficiency Motors - IE2	17-18
○	High Efficiency Motors -IE2 Aluminium	19
●	Agnita Series	20-23
○	Super Premium Efficiency Flameproof Motors- IE4 	21
○	Premium Efficiency Flameproof Motors - IE3 FLP	22
○	High Efficiency Flameproof Motors - IE2 FLP	23
●	Slip Ring Motors	24-28
○	TEFC Slip Ring Motors	25
○	SPDP Slip Ring Motors	26
○	Crane Duty Motors - Squirrel Cage	27
○	Crane Duty Motors - Slip Ring	28
●	Special Motors	29-37
○	NEMA Premium Motors	30
○	Textile Application Motors	31
○	Crusher Duty Motors	32
○	Brake Motors - KIBOSH Cast Iron Series	33
○	Brake Motors - KIBOSH Aluminium Series	34
○	Fire Fighting Motors Series	35
○	UL Listed High Efficiency Motors - IE2	36
○	Motors for Compressor Application	37
○	Smoke Extraction Motors	38
●	Alternators	39-42
●	DC Motors	43-45
●	Terms And Conditions & Service Plus Performance	46



# SPECIAL FEATURES OFFERED FOR 3 PHASE AC MOTORS WITH CASH EXTRAS

1 ELECTRICAL FEATURES				
Sr.No	Description	Cash Extras in % of ALP or absolute value in INR whichever is Lower		
1.1	<b>VOLTAGE / FREQUENCY</b>			
	a)	415V, 50Hz	Nil	
	b)	Other than above voltage/ frequency/ combination	5%	
	c)	690V Delta- Inverter grade insulation scheme	Frame size 160 to 250	8%
			Frame size 280 & 315	₹ 55000/-
			Frame size 355 & 450	₹ 65000/-
d)	Dual voltage	5%		
e)	Triple voltage: (220/380/440) V	5%		
1.2	<b>IMPREGNATION SCHEME</b>			
	Vacuum Pressure Impregnation Treatment (VPI)	Frame size 63 to 250	5%	
		Frame size 280 & above	Nil (default feature)	
1.3	<b>NON STANDARD RV/RA FOR SLIPRING MOTORS (prior confirmation for RV/RA to be taken)</b>	7.5%		
1.4	<b>INSULATIONS CLASS</b>			
	Class 'H' insulation	10%		
1.5	<b>MULTI SPEED MOTORS (Only for Safe Area)</b>			
	a)	Single tapped winding type with 2/4, 4/8, 4/6, 6/8 P Motors	10% on ALP of higher polarity	
	b)	Dual speed motors with separate winding	17.5% on ALP of higher polarity	
	c)	Multi speed motor (more than 2 speeds)	25% on ALP of highest polarity	
1.6	<b>HIGHER POLARITY MOTORS</b>			
	a)	10 pole	10% on 8P ALP of selected frame size	
	b)	12 pole	15% on 8P ALP of selected frame size	
	c)	16 pole	25% on 8P ALP of selected frame size	
1.7	<b>INTERMITTENT DUTY MOTORS</b>			
	Intermittent Duty (other than S1)	5% on ALP of selected frame size		
1.8	<b>EPOXY GEL COAT</b>	2%		

1) All % (percentage) figures are to be loaded on list price

2) All ₹ figures to be added on net price

3) Inspection charges are subject to GST

4) For any Non-standard features / Accessories not explicitly covered in this price list, please contact to nearest branch office





2		<b>MECHANICAL FEATURES</b>		
Sr.No	Description	Cash Extras in % of ALP or absolute value in INR whichever is Lower		
2.1	<b>MOUNTING</b>			
	All types of mounting other than B3 (Foot) for all types of motors	Frame size 63 to 160	3%	
		Frame size 180 & above	5%	
2.2	<b>ANTI CORROSIVE TREATMENT/PAINT</b>			
	a)	For TEFC SR & SPDP SR: Paint Shade - 631 as per IS:5	Nil (default paint shades)	
		For IE2 motors : Paint Shade - RAL 7034		
		For IE3 motors : Paint Shade - RAL 5021		
		Fan cover will be black powder coated for GD series and IE3 NS motors		
		For IE4 motors : Paint Shade - RAL 1036		
	b)	Anti-Corrosive Paint/ Epoxy (with above mentioned paint shade)	3%	
	c)	Paint Shade other than above mentioned shades	5% subject to max 20,800/-	
	d)	Additional thickness above 100 micron up to 200 micron	5%	
	e)	C3-M/C4-M/C5-M painting for standard paint shade (For gas group IIC motors - max DFT 200 micron)	Upto 10L order value	20%
Above 10L order value			12.5%	
f)	C3-M/C4-M/C5-M painting for non standard paint shade (For gas group IIC motors - max DFT 200 micron)	Upto 10L order value	25%	
		Above 10L order value	17.5%	
2.3	<b>SPECIAL SHAFT EXTENSION/ MATERIAL</b>			
	a)	Standard double shaft extension (DE/NDE identical)	5%	
	b)	Non-standard single / double shaft with diameter and length less than standard dimensions (not available in SPDP SR)	10%	
	d)	Taper single shaft extension taper 1:10	5%	
	e)	Taper double shaft extension taper 1:10	10%	
	g)	Special shaft material EN 24 grade (SDT + 4 weeks extra)	10%	
	h)	Stainless steel shaft (SDT + 4 weeks extra)	Frame size 80 to 180	15%
2.4	<b>DEGREE OF PROTECTION AS PER IEC 60034-5</b>			
	IP66/ IP65/ IP56 for TEFC SCR motors	5%		
2.5	<b>CUSTOM SIZE FABRICATED TERMINAL BOX</b>			
	a)	One size higher terminal box can be supplied for TEFC SCR motors (Refer DPA Portal for cable size chart)	3%	
	b)	2 size higher terminal box	5%	
	c)	3 size higher terminal box	8%	
2.6	<b>REGREASABLE BEARINGS</b>			
	a)	Re - greasing arrangement in safe area motors	Frame size 160 to 225 ₹ 1500/-	
	b)	Re - greasing arrangement in hazardous area motors	Frame size 160 to 225 ₹ 3800/-	
	c)	C4 clearance bearing ( 2 Pole Only)	Frame size 160 to 225 ₹ 4200/-	

1) All % (percentage) figures are to be loaded on list price

2) All ₹ figures to be added on net price

3) Inspection charges are subject to GST

4) For any Non-standard features / Accessories not explicitly covered in this price list, please contact to nearest branch office



Sr.No	Description	Cash Extras in % of ALP or absolute value in INR whichever is Lower
2.7	<b>INSULATED BEARING AT NON DRIVING END (NDE)</b> ( For VFD duty motors, insulated bearing at NDE is recommended for frame size 315 and above)	Frame size 160 to 225 ₹ 21000/-
		Frame size 250 to 400 (2 Pole) ₹ 34700/-
		Frame size 250 to 355L (4 Pole & above) ₹ 35200/-
		Frame size 355LX & 400 (4 Pole & above) ₹ 45000/-
		Frame size E400 (4 Pole & above) ₹ 63500/-
		Frame size 450 (4 Pole & above) ₹ 99900/-
2.8	<b>ROLLER BEARING AT DE</b>	
		a) For 4 Pole & above
		Frame size 160 & 180 ₹ 3800/-
		Frame size 200 to 250 ₹ 5500/-
		Frame size 280 & 315 ₹ 5850/-
		Frame size 355 ₹ 7000/-
	b) For 2 Pole	Refer to division
2.9	<b>FORCED COOLING ARRANGEMENT (NOT APPLICABLE FOR 2 POLE MOTORS)</b>	
		a) For safe area motors
		Frame size 160 & 180 ₹ 8100/-
		Frame size 200 & 225 ₹ 19000/-
		Frame size 250 ₹ 27750/-
		Frame size 280 ₹ 33500/-
		Frame size 315 ₹ 37000/-
		Frame size 355 ₹ 45000/-
	b) For hazardous area motors	Refer to division
2.10	<b>STAINLESS STEEL HARDWARE (Not applicable for FLP &amp; GD series motors)</b>	Frame size 80 to 225 ₹ 1750/-
		Frame size 250 & above ₹ 3000/-
2.11	<b>BRASS STUDS (For Safe area motors only)</b>	Frame size 63 to 225 ₹ 6400/-
		250 to 355 ₹ 12700/-
		400 & Above Refer to division
2.12	<b>CANOPY</b>	
		a) MS Canopy ( For motors with terminal box on RHS / LHS only)
		Frame size 90 to 132 ₹ 1750/-
		Frame size 160 to 200 ₹ 2350/-
		Frame size 225 to 250 ₹ 4100/-
		Frame size 280 to 315 ₹ 7000/-
	b) FRP Canopy (For motors with terminal box on RHS / LHS ONLY) (Not applicable for FLP motors)	7.50% sub to max of ₹20800/-

1) All % (percentage) figures are to be loaded on list price

2) All ₹ figures to be added on net price

3) Inspection charges are subject to GST

4) For any Non-standard features / Accessories not explicitly covered in this price list, please contact to nearest branch office.



Sr.No	Description	Cash Extras in % of ALP or absolute value in INR whichever is Lower	
2.13	<b>METALLIC FAN</b>		
	Fan Material - MS/ CI/ AL (prior confirmation from division is must)	3%	
2.14	<b>FLYING LEADS</b>		
	a) 1 meter & 6 leads	5%	
	b) 1.1 to 2 meter & 6 leads	8%	
	c) For extra TB(Loose)	3%	
2.15	<b>ENCODER MOUNTING ARRANGEMENT FOR TEFC SCR MOTORS</b>	Frame size 160 & above	5% or ₹ 8800/- whichever is lower
2.16	<b>JACKING OUT HOLES ON MOTOR FEET</b>	Frame size 225 to 280	2%
2.17	<b>NOISE LEVEL (As per IEC 60034-9)</b>		
	a) <= 85 dB(A) @ 1 m at no load for 4 pole and above motors	3%	
	b) <= 90 dB (A) @ 1 m at no load for all 2 pole motors.	3%	
	c) For lower noise level	Refer to division	
2.18	<b>VIBRATION LEVEL AS PER IEC690034-14</b>		
	a) Grade A	Nil	
	b) Grade B	20%	
2.19	<b>FABRICATED STATOR BODY FOR SAFE AREA TEFC SCR/ SR MOTORS (SDT + 4 weeks extra)</b>		
	a) Special fixing dimensions other than IS 1231/2223 / IEC 60072	Frame size 160 & above	25%
	b) Fixing dimensions as per IS 1231/2223 / IEC 60072	Frame size 160 & above	25%
2.20	<b>DOUBLE TERMINAL BOX FOR SLIPRING MOTORS</b>	Frame size 315	₹ 9250/-
2.21	<b>HAZARDOUS AREA MOTORS/ ENCLOSURE</b>		
	a) Increased safety type 'e' (Ex 'eb' ) motors as per IEC 60079-7 with anticorrosive paint	Frame size 80 to 355	15% on selected frame
	b) Non sparking (Ex 'ec') motors as per IEC60079-15 with anti-corrosive paint	Frame size 80 to 400	7.5% on selected frame
	c) Flameproof Ex'd' motor with ATEX/ IECEx approval	10%	
	d) Zone 21/ 22 - Dust proof - Gas group IIIC motor (IP66 is a default feature)	40%, no discount applicable	

1) All % (percentage) figures are to be loaded on list price

2) All ₹ figures to be added on net price

3) Inspection charges are subject to GST

4) For any Non-standard features / Accessories not explicitly covered in this price list, please contact to nearest branch office.



3		ACCESSORIES		
Sr.No	Description	Cash Extras in % of ALP or absolute value in INR whichever is Lower		
3.1	<b>SMART MOTOR KIT -SMARTOR</b> (Price only for kit. Monthly subscription & installation charges extra)	Frame size 280 to 450	₹ 33000/-	
3.2	<b>SPACE HEATERS</b>			
a)	For safe area motors	Frame size 63 to 90	Not available	
		Frame size 100 to 132	₹ 2200	
		Frame size 160 to 180	₹ 2750/-	
		Frame size 200 to 250	₹ 4950/-	
	b)	For hazardous area motors (PESO approved) (FLP, Ex"eb", Ex"ec")	Frame size 160 to 200	₹ 4250/ -
			Frame size 225 & 250	₹ 5200/-
			Frame size 280 & 315	₹ 7000/-
			Frame size 355 & 400	₹ 8200/-
	c)	For hazardous area motors (ATEX approved) (FLP, Ex"eb", Ex"ec")	Frame size 160 to 200	₹ 9570/ -
			Frame size 225 & 250	₹ 10450/-
			Frame size 280 & 315	₹ 13750/-
			Frame size 355 & 400	₹ 16000/-
3.3	<b>THERMISTORS (without relays )</b>			
a)	PTC -110, PTC-130, PTC-150 for safe area motors			
i)	3 nos.	Frame size 80 to 450	₹ 2860/-	
ii)	6 nos.	Frame size 80 to 450	₹ 3800/-	
iii)	PTC 130-3 nos. & PTC 150- 3 nos.		Frame size 160 to 450 ₹ 5170/-	
b)	For hazardous area motors - FLP, Ex"eb", Ex"ec"			
i)	PTC 130 ° C - 3 nos.	Frame size 90 to 400	₹ 5500/-	
ii)	PTC 130 ° C - 6 nos.	Frame size 90 to 400	₹ 6000/-	
iii)	PTC 150 ° C - 3 nos.	Frame size 90 to 400	₹ 6490/-	
iv)	PTC 150 ° C - 6 nos.	Frame size 90 to 400	₹ 6850/-	
3.4	<b>RESISTANCE TEMPERATURE DETECTORS (RTD) FOR SAFE AREA MOTORS (Not applicable for FLP motors)</b>			
a)	3 Wire Simplex RTD PT100- 3 nos.		₹ 8250/-	
b)	3 Wire Simplex RTD PT100- 6 nos.		₹ 13750/-	
c)	6 Wire Duplex RTD PT100- 3 nos.		₹ 13750/-	
d)	Extra price for TB due to RTD arrangement		Frame size 160 to 200 6%	
e)	6 Wire Duplex RTD PT100- 6 nos. (applicable for type Ex"eb", Ex"ec" also)		Frame size 225 to 355 ₹ 27000/-	

1) All % (percentage) figures are to be loaded on list price

2) All ₹ figures to be added on net price

3) Inspection charges are subject to GST

4) For any Non-standard features / Accessories not explicitly covered in this price list, please contact to nearest branch office.





Sr.No	Description	Cash Extras in % of ALP or absolute value in INR whichever is Lower	
3.5	<b>BEARING TEMPERATURE DETECTOR</b>		
	a)	2 Nos. ROD Type (Duplex) BTD without wiring (not applicable for FLP motor)	Frame size 160 to 225 ₹8800/-
			Frame size 250 & above ₹9900/-
	b)	BTD for Ex'eb' & Ex'ec' motors	Frame size 160 & above ₹ 33000/-
	c)	BTD termination in auxilliary Terminal Box	Frame size 225 & above ₹ 5500/-
	<i>*For slip ring motors BTD will be on DE side only</i>		
3.6	<b>DOUBLE COMPRESSION GLANDS (per run of Cable)</b>		
	a)	For safe area motors	Frame size 63 to 160 ₹1650/-
			Frame size 180 to 225 ₹2750/-
			Frame size 250 to 355 ₹3520/-
	b)	Space heater gland/ thermistor gland (safe area)	₹1250/-
	c)	FLP - Gas Group I (Conical gland)	Frame size 63 to 160 ₹2500/-
			Frame size 180 to 225 ₹4000/-
			Frame size 250 to 355 ₹5300/-
	d)	For hazardous area motors (PESO approved) (FLP, Ex"eb", Ex"ec")	Frame size 63 to 160 ₹2500/-
			Frame size 180 to 225 ₹4500/-
			Frame size 250 to 355 ₹11600/-
	e)	Space heater gland/ thermistor gland (PESO approved)	₹1980/-
	f)	For hazardous area motors (ATEX approved) (FLP, Ex"eb", Ex"ec")	Frame size 63 to 160 ₹5000/-
			Frame size 180 to 225 ₹9900/-
			Frame size 250 to 355 ₹23100/-
3.7	<b>METALLIC SEALING PLUG (per run of cable)</b>		
	a)	For safe area	Frame size 63 to 160 ₹900/-
			Frame size 180 to 225 ₹1400/-
			Frame size 250 to 355 ₹1750/-
	b)	For hazardous area motors (PESO approved) (FLP, Ex"eb", Ex"ec")	Frame size 63 to 160 ₹1250/-
			Frame size 180 to 225 ₹2250/-
			Frame size 250 to 355 ₹5500/-
	c)	For hazardous area motors (ATEX approved) (FLP, Ex"eb", Ex"ec")	Frame size 63 to 160 ₹2500/-
			Frame size 180 to 225 ₹4400/-
Frame size 250 to 355 ₹12500/-			
3.8	<b>EPDM GASKET</b>	₹1650/-	
3.9	<b>ADDITIONAL NAMEPLATE</b>	Frame size 63 to 132	Not applicable
		Frame size 160 & above	₹ 550
3.10	<b>DIRECTION OF ROTATION ARROW STICKER</b>	₹660/-	

1) All % (percentage) figures are to be loaded on list price

2) All ₹ figures to be added on net price

3) Inspection charges are subject to GST

4) For any Non-standard features / Accessories not explicitly covered in this price list, please contact to nearest branch office.



Sr.No	Description	Cash Extras in % of ALP or absolute value in INR whichever is Lower
3.11	<b>CABLE SEALING BOX FOR FLP GAS GROUP I MOTOR</b>	Frame size 90 to 132 ₹1870/-
		Frame size 160 to 200 ₹2200/-
		Frame size 225 to 315 Nil (Default feature)
3.12	<b>FLP PLUG &amp; SOCKET ARRANGEMENT (SAFEX Make)</b>	
	a) 30 Amps, 600 volts	₹ 21780/-
	b) 110 Amps, 600 volts	₹ 25410/-
	c) 150 Amps, 600 volts	₹ 31460/-
	d) Plug and Socket Arrangement for Safe Area	Refer to division
3.13	<b>SHOCK PULSE MONITORING (SPM) HOLES FOR SAFE AREA MOTORS</b>	
	Vibration probe mounting arrangement, M8X15mm deep hole (probe not in CG scope)	Frame size 160 & above ₹6050/-
3.14	<b>FINISHING AND PACKING</b>	
	a) Motor to be delivered in unpacked condition	No reduction
	b) Motor to be delivered with only primer coat	No reduction
	c) Seaworthy/export packing case for home market (without fumigation certificate)	7.5%
	d) Regular wooden packing case	5%

1) All % (percentage) figures are to be loaded on list price

2) All ₹ figures to be added on net price

3) Inspection charges are subject to GST

4) For any Non-standard features / Accessories not explicitly covered in this price list, please contact to nearest branch office.



4 SPECIAL MOTORS & SPECIAL FEATURES				
Sr.No	Description	Cash Extras in % of ALP or absolute value in INR whichever is Lower		
4.1	<b>BRAKE MOTORS</b>			
a)	Brake mounting arrangement - brake kit in CG scope of supply (only brake mounting arrangement will not be provided)	15%		
b)	Brake kit net prices for FLP gas group IIC motors	Frame size	Brake size	
		Frame size 90	10	₹ 23650/-
		Frame size 100	12	₹ 28000/-
		Frame size 112	14	₹ 31000/-
		Frame size 132	16	₹ 40000/-
		Frame size 160	16	₹ 43700/-
		Frame size 180	18	₹ 50000/-
c)	Brake kit net prices for FLP gas group IIA, IIB motors	Frame size 90	10	₹ 19000/-
		Frame size 100	12	₹ 25000/-
		Frame size 112	14	₹ 27200/-
		Frame size 132	16	₹ 35500/-
		Frame size 160	16	₹ 36700/-
		Frame size 180	18	₹ 47300/-
d)	Brake kit net prices for Safe area motors (Only for ratings and frames not covered under Kibosh series)	Frame size 80	8	₹ 7050/-
		Frame size 90	10	₹ 10000/-
		Frame size 100	12	₹ 11400/-
		Frame size 112	14	₹ 13250/-
		Frame size 132	16	₹ 17350/-
		Frame size 160M	18	₹ 22800/-
		Frame size 160L	20	₹ 31250/-
		Frame size 180	25	₹ 43000/-
		Frame size 200	25	₹ 43000/-
	Frame size 225	31	₹ 97500/-	
e)	AC Brake kit net prices for Aluminium (GD) series	GD63	5	₹ 4780/-
		GD71	10	₹ 4780/-
		GD80	10	₹ 8300/-
		GD90L	20	₹ 8950/-
		GD100L	70	₹ 16650/-
		GD112M	70	₹ 16650/-
4.2	Roller Table Motors available (4,6,8,10 & 12 Poles)	Refer to division		
4.3	For CI Body with Circular Fins (Available in NR160,R250,NR315L,NR355L Frames)	20% over IE2 ALP of respective frame size		
4.4	For Fabricated body with Circular Fins (Available in 180,200,225,280 Frames)	35% over IE2 ALP of respective frame size		

1) All % (percentage) figures are to be loaded on list price

2) All ₹ figures to be added on net price

3) Inspection charges are subject to GST

4) For any Non-standard features / Accessories not explicitly covered in this price list, please contact to nearest branch office.



5		TESTING CHARGES	
Sr.No	Description	Cash Extras in % of ALP or absolute value in INR whichever is Lower	
5.1	<b>INSPECTION AS PER CG STD QAP</b>		
a)	Routine testing per motor	Frame size 63 to 160	₹ 2750/-
		Frame size 180 to 250	₹ 3850/-
		Frame size 280 to 500	₹ 4950/-
b)	Additional No Load running over routine testing	₹ 1100/- Per Motor	
c)	Type testing per motor	Frame size 63 to 160	₹ 6050/-
		Frame size 180 to 250	₹ 9075/-
		Frame size 280 to 315	₹ 13915/-
		Frame size 355	₹ 16940/-
		Frame size 400 to 500	₹ 30250/-
		(part load testing shall be done depending on test capacity)	
d)	100% dimensional check (all qty in a lot of similar frame)	25% of type test charge per motor	
5.2	<b>FLP PRESSURE TEST</b>		Frame size 80 to 160
			₹ 3700/-
		Frame size 180 to 400	₹ 9800/-
5.3	<b>2nd NUMERAL IP55 TEST</b>		₹ 5500/- per motor
	(Prior confirmation from division shall be taken)		
5.4	<b>TESTING WITH INVERTER DRIVE (COMBINED TESTING - MOTOR+VFD)</b>		
a)	With ERTL/ KRANDIKAR witness (customer to arrange power analyzer along with drive)	₹ 1,92,500/- per motor	
b)	Without ERTL/KARANDIKAR witness	₹ 60,500/- per motor	

1) All % (percentage) figures are to be loaded on list price


2) All ₹ figures to be added on net price

3) Inspection charges are subject to GST

4) For any Non-standard features / Accessories not explicitly covered in this price list, please contact to nearest branch office.

# IMAGINATION AT WORK

G20 countries account for about **81%** of world CO<sub>2</sub> emissions. There is constant demand to reduce energy use and carbon dioxide emissions. Global energy-related CO<sub>2</sub> emissions increased by 321 million tons, or 0.9%, in 2022, setting a new record of more than **36.8 billion tons**. The EMDS use 40% of the overall energy, **70%** of which is used by the electric motors. By 2030, the world will consume **480 GWe** of electrical energy, which will raise CO<sub>2</sub> emissions. Super premium efficiency motors can be used to accommodate this rise in electrical energy. In this manner, less electrical energy will be used. By using Super Premium efficiency, it is possible to cut the amount of energy consumed by about **140 billion KWh**.



# SUSTAINABLE FUTURE






# SUPER PREMIUM EFFICIENCY – IE4

## TOTALLY ENCLOSED FAN COOLED SQUIRREL CAGE 3 PH INDUCTION MOTORS

MOUNTING	FOOT	PROTECTION	IP55
VOLTAGE	415 VOLTS ± 10%	EFFICIENCY	IE4
FREQUENCY	50Hz ± 5%	DUTY	S1
COMBINED	10% (ABSOLUTE SUM)	INSULATION	CLASS F, TEMP RISE-CLASS B
AMBIENT	50°C	TYPE OF STARTING :	DOL
ALTITUDE	1000 m ABOVE M.S.L	STANDARD	IS12615 / IS/IEC 60034



OUTPUT Rating		2 Pole / 3000 RPM		4 Pole / 1500 RPM		6 Pole / 1000 RPM	
KW	HP	Frame	List Price	Frame	List Price	Frame	List Price
0.37	0.5	-	-	-	-	PC80	25890
0.55	0.75	PC80	22590	PC80	24000	PC80	26640
0.75	1	PC80	23350	PC80	24320	PC90S	29970
1.1	1.5	PC80	25470	PC90S	30010	PC90L	32860
1.5	2	PC90S	29200	PC90L	36470	PC100L	50360
2.2	3	PC90L	37460	PC100L	43390	PC112M	53180
3.7	5	PC100L	47970	PC112M	55000	PC132S	78360
5.5	7.5	PC132S	79250	PC132S	79780	PC132M	96290
7.5	10	PC132S	82070	PC132M	94280	PC160M	143550
9.3	12.5	PC160M	132220	PC160M	140640	PC160L	156430
11	15	PC160M	137070	PC160M	145480	PC160L	176670
15	20	PC160M	160560	PC160L	177360	PC180L	230780
18.5	25	PC160L	206320	PC180M	226920	PC200L	323680
22	30	PC180M	228930	PC180L	248540	PC200L	355980
30	40	PC200L	340320	PC200L	342900	PC225M	497940
37	50	PC200L	413230	PC225S	400930	PC250M	669610
45	60	PC225M	531790	PC225M	485990	PC280S	802040
55	75	PC250M	715830	PC250M	667840	PC280M	921020
75	100	PC280S	859600	PC280S	781460	PC315S	1056980
90	120	PC280M	991530	PC280M	910250	PC315M	1322620
110	150	PC315S	1252480	PC315S	1102510	PC315M	1474820
132	180	PC315M	1539300	PC315M	1291860	PC315L	1721690
160	215	PC315L	1686200	PC315L	1633940	PC315L	1792670
180	240	PC315L	1775060	PC315L	1766180	PC355L	2190010
200	270	PC315L *	1968600	PC315L*	1839970	PC355L*	2299450
225	300	PC355L*	2083190	PC355L*	2271460	PC355L*	2397460
250	335	PC355L*	2205050	PC355L*	2316870	PC355L*	2517360
275	370	PC355L*	2334450	PC355L*	2454340	PC355L*	2845760
315	425	PC355L*	2390580	PC355L*	2634420	PC355L*	3522840

**Standard Paint Shade: RAL1036 (Pearl Gold)**

**\*Refer enquiry to nearest branch office /division .Enquiry to be routed through OSG (Offer Generation System)**

**Temp rise with VFD (Variable Torque) in same frame shall be limited to class F.**

**For class B rise, please refer to nearest branch.**



# PREMIUM EFFICIENCY – IE3 (Cast Iron)

## TOTALLY ENCLOSED FAN COOLED SQUIRREL CAGE 3 PH INDUCTION MOTORS

MOUNTING	FOOT	PROTECTION	IP55
VOLTAGE	415 VOLTS ± 10%	EFFICIENCY	IE3
FREQUENCY	50Hz ± 5%	DUTY	S1
COMBINED	10% (ABSOLUTE SUM)	INSULATION	CLASS F, TEMP RISE-CLASS B
AMBIENT	50°C	TYPE OF STARTING :	DOL
ALTITUDE	1000 m ABOVE M.S.L	STANDARD	IS12615 / IS/IEC 60034



OUTPUT Rating		2 Pole / 3000 RPM		4 Pole / 1500 RPM		6 Pole / 1000 RPM		8 Pole / 750 RPM	
KW	HP	Frame	List Price	Frame	List Price	Frame	List Price	Frame	List Price
0.37	0.5	-	-	-	-	NS80	19280	NS90S	23950
0.55	0.75	NS80	16380	NS80	17360	NS80	19810	NS90L	26190
0.75	1	NS80	16920	NS80	18020	NS90S	23360	NS100L	32180
1.1	1.5	NS80	18430	NS90S	21940	NS90L	25540	NS100L	39120
1.5	2	NS90S	21110	NS90L	25540	NS100L	39220	NS112M	45340
2.2	3	NS90L	27120	NS100L	30410	NS112M	41390	NS132S	60010
3.7	5	NS100L	38060	NS112M	38520	NS132S	61020	ND160M	93410
5.5	7.5	NS132S	54890	NS132S	55860	NS132MX	74970	ND160M	139920
7.5	10	NS132S	56800	NS132MX	66010	ND160M	106940	ND160L	147950
9.3*	12.5	NS132MX	89000	NS132MX	95750	-	-	-	-
9.3	12.5	ND160M	95710	ND160M	102970	ND160L	116530	ND180M	192390
11	15	ND160M	103730	ND160M	106520	ND160L	131660	ND180L	202890
15	20	ND160M	116270	ND160L	129880	ND180L	179740	ND200L	280520
18.5	25	ND160L	149340	ND180M	158970	ND200L	232100	ND225S	359960
22	30	ND180M	165750	ND180L	174100	ND200L	255290	ND225M	432720
30	40	ND200L	246380	ND200L	242470	ND225M	357070	ND250M	584230
37	50	ND200L	299190	ND225S	296400	ND250M	461730	ND280S	761910
45	60	ND225M	385040	ND225M	359290	ND280S	578190	ND280M	818910
55	75	ND250MX	493590	ND250MX	449770	ND280M	663950	ND315S	893110
75	100	ND280S	644460	ND280S	572270	ND315S	758040	ND315M	1108950
90	120	ND280M	743410	ND280M	666580	ND315M	948480	ND315L	1501600
110	150	ND315S	943110	ND315S	807340	ND315M	1057650	ND315LX	1589680
125	170	ND315M	1106550	ND315M	919700	ND315LX	1265440	ND315LX	1746540
132	180	ND315M	1159100	ND315M	946010	ND315LX	1296380	ND315LX	1841740
160	215	ND315LX	1269680	ND315LX	1196500	ND315LX	1344000	ND355LX	2139850
180	240	ND315LX	1336600	ND315LX	1390330	ND355LX	1806060	ND355LX	2195430
200	270	ND315LX	1439960	ND315LX	1448440	ND355LX	1928170	ND355LX	2351880
225	300	ND355LX*	1639890	ND355LX	1710370	ND355LX	1998350	ND355LX	3341550
250	335	ND355LX*	1735860	ND355LX	1823870	ND355LX	2076020	-	-
275	370	ND355LX*	1757780	ND355LX	1848100	ND355LX	2346880	-	-
315	425	On enquiry	On enquiry	ND355LX*	2073850	On enquiry	On enquiry	-	-

**Standard Paint Shade: RAL5021 (Water Blue) Epoxy**

**\*These are suitable for temperature rise limited to class F**

**\*\*These are suitable for temperature rise limited to class H**

**275KW/2Pole is suitable for 40°C Ambient & 70 °C temperature rise**

**Temp rise with VFD (Variable Torque) in same frame shall be limited to class F**

**For class B rise, please refer to nearest branch**



# PREMIUM EFFICIENCY – IE3 (Cast Iron)



TOTALLY ENCLOSED FAN COOLED SQUIRREL CAGE 3 PH INDUCTION MOTORS			
MOUNTING	FOOT	PROTECTION	IP55
VOLTAGE	415 VOLTS ± 10%	EFFICIENCY	IE3
FREQUENCY	50Hz ± 5%	DUTY	S1
COMBINED	10% (ABSOLUTE SUM)	INSULATION	CLASS F, TEMP RISE-CLASS F
AMBIENT	45°C	TYPE OF STARTING :	DOL
ALTITUDE	1000 m ABOVE M.S.L	STANDARD	IS12615 / IS/IEC 60034

OUTPUT Rating		2 Pole / 3000 RPM		4 Pole / 1500 RPM		6 Pole / 1000 RPM		8 Pole / 750 RPM	
KW	HP	Frame	List Price	Frame	List Price	Frame	List Price	Frame	List Price
250	335	-	-	-	-	-	-	NG355LX	3031500
315	422	-	-	-	-	-	-	NG355LX*	3141740
355	476	NG355LX	2434845	On Enquiry	On Enquiry	NG400LX	On Enquiry	NG400LX	On Enquiry
375	503	NG355LX*	2563000	On Enquiry	On Enquiry	ND400LX	On Enquiry	NG400LX	On Enquiry
400	535	NG400LX	On Enquiry	NG400LX	On Enquiry	NG400LX	On Enquiry	NG400LX	On Enquiry
425	570	NG400LX	On Enquiry	NG400LX	On Enquiry	On Enquiry	On Enquiry	On Enquiry	On Enquiry
450	600	NG400LX	On Enquiry	NG400LX	On Enquiry	NG400LX	On Enquiry	ND450LX	On Enquiry
500	670	NG400LX	On Enquiry	NG400LX	On Enquiry	NG400LX	On Enquiry	ND450LX	On Enquiry
560	750	NG400LX	On Enquiry	ND450LX	On Enquiry	NG400LX*	On Enquiry	ND450LX*	On Enquiry
630	850	ND450LX	On Enquiry	ND450LX	On Enquiry	ND450LX	On Enquiry	ND500LX*	On Enquiry
710#	950			ND450LX	On Enquiry	ND500LX*	On Enquiry		

**Standard Paint Shade: RAL5021 (Water Blue) Epoxy**

**\*These are suitable for temperature rise limited to class H**

**ND500LX will be with fabricated stator body**

**Refer higher output enquiries to nearest branch office/ division. Enquiries to be routed through OGS only**

**Note:**

**We recommend using Smart Kit for Higher output ratings (available at an extra cost).**

**Please refer Cash extras for extra price of Smart Kit.**

- **Advance Sensing Technology**
- **Data Acquisition System**
- **Machine Learning & Analytics**
- **Device based Alert System**





# PREMIUM EFFICIENCY – IE3 (Aluminium Series)



## TOTALLY ENCLOSED FAN COOLED SQUIRREL CAGE 3 PH INDUCTION MOTORS

MOUNTING	FOOT	PROTECTION	IP55
VOLTAGE	415 VOLTS ± 10%	EFFICIENCY	IE3
FREQUENCY	50Hz ± 5%	DUTY	S1
COMBINED	10% (ABSOLUTE SUM)	INSULATION	CLASS F, TEMP RISE-CLASS B
AMBIENT	50°C	TYPE OF STARTING :	DOL
ALTITUDE	1000 m ABOVE M.S.L	STANDARD	IS12615 / IS/IEC 60034

OUTPUT Rating		2 Pole / 3000 RPM		4 Pole / 1500 RPM		6 Pole / 1000 RPM	
KW	HP	Frame	List Price	KW	HP	Frame	List Price
0.37	0.5	GD71	12690	GD71	13040	GD80	18560
0.55	0.75	GD71	16480	GD80	17100	GD80	19010
0.75	1	GD80	17020	GD80	17330	GD90S	21430
1.1	1.5	GD80	18590	GD90S	21350	GD90L	23500
1.5	2	GD90S	21280	GD90L	25990	GD100L	36100
2.2	3	GD90L	27330	GD100L	30930	GD112M	38140
3	4	GD100L	32270	GD112M	35490	GD132S	56140
3.7	5	GD100L	35030	GD112M	39210	GD132S	58100
4	5.5	GD112M	43350	GD112M	45110	GD132S	60240
5.5	7.5	GD132S	55340	GD132S	54390	GD132M	69020
7.5	10	GD132S	57250	GD132M	64260	-	-
9.3*	12.5	GD132M	86410	GD132M	89290	-	-

**Standard paint shade: RAL5021 (Water Blue)**

**For other ratings please contact nearest CG Office**

**\* Ratings are with class F temperature rise**



# HIGH EFFICIENCY – IE2 (Cast Iron)



## TOTALLY ENCLOSED FAN COOLED SQUIRREL CAGE 3 PH INDUCTION MOTORS

MOUNTING	FOOT	PROTECTION	IP55
VOLTAGE	415 VOLTS ± 10%	EFFICIENCY	IE2
FREQUENCY	50Hz ± 5%	DUTY	S1
COMBINED	10% (ABSOLUTE SUM)	INSULATION	CLASS F, TEMP RISE-CLASS B
AMBIENT	50°C	TYPE OF STARTING :	DOL
ALTITUDE	1000 m ABOVE M.S.L	STANDARD	IS12615 / IS/IEC 60034

OUTPUT Rating		2 Pole / 3000 RPM		4 Pole / 1500 RPM		6 Pole / 1000 RPM		8 Pole / 750 RPM	
KW	HP	Frame	List Price	Frame	List Price	Frame	List Price	Frame	List Price
0.37	0.5	-	-	-	-	NS80	17000	NS90S	20680
0.55	0.75	-	-	NS80	15370	NS80	17460	NS90L	22650
0.75	1	NS80	15370	NS80	15600	NS90S	19650	NS100L	27840
1.1	1.5	NS80	16700	NS90S	20130	NS90L	21560	NS100L	33860
1.5	2	NS90S	19180	NS90L	23370	NS100L	30470	NS112M	39240
2.2	3	NS90L	24620	NS100L	27830	NS112M	33020	NS132S	51920
3.7	5	NS100L	30480	NS112M	36870	NS132S	53760	ND160M	86750
5.5	7.5	NS112M	41260	-	-	-	-	-	-
5.5	7.5	NS132S	51910	NS132S	50020	NS132M	64920	ND160M	105580
7.5	10	NS132S	56390	NS132M	57820	ND160M	94780	ND160L	128050
9.3*	12.5	NS132M	82280	NS132MX	78130	-	-	-	-
11*	15	NS132MX	93200	NS132MX	87750	-	-	-	-
9.3	12.5	ND160M	95150	ND160M	93450	ND160L	109920	ND180M	166500
11	15	ND160M	100230	ND160M	94350	ND160L	116620	ND180L	175580
15	20	ND160M	107940	ND160L	121730	ND180L	152320	ND200L	242740
18.5	25	ND160L	138700	ND180M	152190	ND200L	207570	ND225S	311500
22	30	ND180M	155790	ND180L	166690	ND200L	227020	ND225M	374520
30	40	ND200L	223540	ND200L	230010	ND225M	319460	ND250M	505620
37	50	ND200L	265110	ND225S	263200	ND250M	429550	ND280S	659370
45	60	ND225M	341150	ND225M	311760	ND280S	537910	ND280M	708730
55	75	ND250MX	470200	ND250MX	438370	ND280M	617750	ND315S	772910
75	100	ND280S	593890	ND280S	545120	ND315S	721660	ND315M	959710
90	120	ND280M	685090	ND280M	634930	ND315M	902960	ND315L	1299590
110	150	ND315S	895760	ND315S	761260	ND315M	1006850	ND315LX	1438330
125	170	ND315M	1073890	ND315M	867190	ND315LX	1147360	ND315LX	1511570
132	180	ND315M	1100940	ND315M	892040	ND315LX	1175390	ND315LX	1593950
150	201	-	-	ND315LX	1048610	-	-	-	-
160	215	ND315LX	1205960	ND315LX	1106960	ND315LX	1279510	ND355LX	1851930
180	240	ND315LX	1269590	ND315LX	1177340	ND355LX	1511780	ND355LX	1900050
200	270	ND315LX	1375980	ND315LX	1215220	ND355LX	1618530	ND355LX	2035450
225	300	ND355LX*	1585390	ND355LX	1545480	ND355LX	1667140	ND355LX	2891990
250	335	ND355LX*	1623770	ND355LX	1639820	ND355LX	1782510	-	-
275	370	ND355LX*	1669650	ND355LX	1714600	ND355LX*	2072340	-	-
315	425	ND355LX*	1787490	ND355LX*	1924030	ND355LX*	2565370	-	-

Standard Paint Shade:

RAL7034 (Yellow Grey)

\*These are suitable for temperature rise limited to class F

\*\* These are suitable for temperature rise limited to class H

Temp rise with VFD (Variable torque) in same frame shall be limited to class F .For class B rise, please refer to nearest branch

For other ratings please contact nearest CG Office





# HIGH EFFICIENCY – IE2 (Cast Iron )



TOTALLY ENCLOSED FAN COOLED SQUIRREL CAGE 3 PH INDUCTION MOTORS			
MOUNTING	FOOT	PROTECTION	IP55
VOLTAGE	415 VOLTS ± 10%	EFFICIENCY	IE2
FREQUENCY	50Hz ± 5%	DUTY	S1
COMBINED	10% (ABSOLUTE SUM)	INSULATION	CLASS F, TEMP RISE-CLASS F
AMBIENT	45°C	TYPE OF STARTING :	DOL
ALTITUDE	1000 m ABOVE M.S.L	STANDARD	IS12615 / IS/IEC 60034

OUTPUT Rating		2 Pole / 3000 RPM		4 Pole / 1500 RPM		6 Pole / 1000 RPM		8 Pole / 750 RPM	
KW	HP	Frame	List Price	Frame	List Price	Frame	List Price	Frame	List Price
250	335	-	-	-	-	-	-	NG355LX	2755920
315	422	-	-	-	-	-	-	NG355LX	2856075
355	476	NG355LX	2213495	-	-	NG355LX	2541800	NG400LX	On Enquiry
375	503	NG355LX	2330000	-	-	ND400LX	On Enquiry	NG400LX	On Enquiry
400	535	NG355LX*	2430195	ND400LX	On Enquiry	NG400LX	On Enquiry	NG400LX	On Enquiry
425	570	NG400LX	On Enquiry	ND400LX	On Enquiry	-	-	-	-
450	600	NG400LX	On Enquiry	NG400LX	On Enquiry	NG400LX	On Enquiry	ND450LX	On Enquiry
500	670	NG400LX	On Enquiry	NG400LX	On Enquiry	NG400LX	On Enquiry	ND450LX	On Enquiry
560	750	NG400LX	On Enquiry	NG400LX	On Enquiry	NG400LX*	On Enquiry	ND450LX*	On Enquiry
630	850	NG400LX	On Enquiry	NG400LX	On Enquiry	ND450LX	On Enquiry	ND500LX	On Enquiry
710#	950	-	-	ND450LX	On Enquiry	ND500LX*	On Enquiry	-	-
750#	1000	-	-	ND450LX	On Enquiry	-	-	-	-

**Standard Paint Shade:**

**RAL7034 (Yellow Grey)**

*\*These are suitable for temperature rise limited to class F*

*\*\* These are suitable for temperature rise limited to class H*

*Temp rise with VFD (Variable torque) in same frame shall be limited to class F .For class B rise, please refer to nearest branch*

*For other ratings please contact nearest CG Office*

*Refer higher output enquiries to nearest branch office/ division. Enquiries to be routed through OGS only*

**Note:**

*We recommend using Smart Kit for Higher output ratings (available at an extra cost).*

*Please refer Cash extras for extra price of Smart Kit.*

- *Advance Sensing Technology*
- *Data Acquisition System*
- *Machine Learning & Analytics*
- *Device based Alert System*





# HIGH EFFICIENCY – IE2 (Aluminium Series)



TOTALLY ENCLOSED FAN COOLED SQUIRREL CAGE 3 PH INDUCTION MOTORS			
MOUNTING	FOOT	PROTECTION	IP55
VOLTAGE	415 VOLTS ± 10%	EFFICIENCY	IE2
FREQUENCY	50Hz ± 5%	DUTY	S1
COMBINED	10% (ABSOLUTE SUM)	INSULATION	CLASS F, TEMP RISE-CLASS B
AMBIENT	50°C	TYPE OF STARTING :	DOL
ALTITUDE	1000 m ABOVE M.S.L	STANDARD	IS12615 / IS/IEC 60034

OUTPUT Rating		2 Pole / 3000 RPM		4 Pole / 1500 RPM		6 Pole / 1000 RPM	
KW	HP	Frame	List Price	Frame	List Price	Frame	List Price
0.18	0.25	GD63	9470	GD63	10130	-	-
0.25	0.33	GD63	9750	GD71	10280	-	-
0.37	0.5	GD71	11080	GD71	11350	GD80	16150
0.55	0.75	GD71	14380	GD80	14840	GD80M	16570
0.75	1	GD80	14800	GD80	15070	GD90S	18630
1.1	1.5	GD80	16150	GD90S	18590	GD90L	20470
1.5	2	GD90S	18520	GD90L	22580	GD100L	29400
2.2	3	GD90L	23770	GD100L	26880	GD112M	31320
3.7	5	GD100L	29510	GD112M	34030	GD132S	48820
4	5.5	GD112M	37680	GD112M	39240	GD132S	52390
5.5	7.5	GD132S	50280	GD132S	47330	GD132M	60050
7.5	10	GD132S	54610	GD132M	55910	GD132M*	96230
9.3	12.5	GD132M*	75150	GD132M*	77640	-	-
11	15	GD132M*	91780	GD132M*	88210	-	-

**Standard Paint shade : RAL7034 (Yellow Grey)**

**\*Ratings are with class F Temperature Rise**

**For other ratings please contact nearest CG Office**

More than **2 Million CG** Hazardous motors safely & efficiently rotating India.

Proven Design for severe Indian operational conditions.

**Excellent Performance Track Record of 50 Years.**

Unmatchable range 80 to 400 frame – I, IIA, IIB, IIC, IIIC

Approved by the Hazardous area certifying organisations (PESO, ATEX, IECEX).

Super Premium efficiency levels (IE4), IE3, IE2 (IE1 discontinued in 2017)

Reliable, Robust and Efficient, Developed with using cutting edge technology.

Super premium efficiency to cut down energy consumption and CO<sub>2</sub> emission.



# GUARANTEED SAFETY

# SUPER PREMIUM EFFICIENCY FLAMEPROOF MOTORS - IE4

TOTALLY ENCLOSED FAN COOLED SQUIRREL CAGE FLAME PROOF INDUCTION MOTORS			
MOUNTING	FOOT	PROTECTION	IP55
VOLTAGE	415 VOLTS ± 10%	EFFICIENCY	IE4
FREQUENCY	50Hz ± 5%	DUTY	S1
COMBINED AMBIENT	10% (ABSOLUTE SUM) 45°C	INSULATION	CLASS F, TEMP RISE-CLASS B
ALTITUDE	1000 m ABOVE M.S.L	TYPE OF STARTING :	DOL
TEMPERATURE CLASS	T4	STANDARD	IS12615 / IS/IEC 60034



OUTPUT Rating		2 Pole / 3000 RPM		4 Pole / 1500 RPM		6 Pole / 1000 RPM	
KW	HP	Frame	List Price	Frame	List Price	Frame	List Price
0.37	0.5	PE80	37915	PE80	37352	PE80	43304
0.55	0.75	PE80	42249	PE80	41075	PE80	46136
0.75	1	PE80	43008	PE80	42842	PE90L	54261
1.1	1.5	PE80	51044	PE90L	51460	PE90L	55701
1.5	2	PE90L	52221	PE90L	55537	PE100L	80678
2.2	3	PE90L	68322	PE100L	70519	PE112M	93822
3.7	5	PE100L	90059	PE112M	89398	PE132M	124161
5.5	7.5	PE132M	128523	PE132M	122730	PE132M	150359
7.5	10	PE132M	142019	PE132M	140209	PE160L	236642
9.3	12.5	PE160L	259659	PE160L	219515	PE160L	266773
11	15	PE160L	261209	PE160L	221999	PE160L	280080
15	20	PE160L	282997	PE160L	268123	-	-
18.5	25	PE160L	321152	-	-	-	-

**Standard Paint Shade: RAL1036 (Pearl Gold) Epoxy**

**TB Position-**

**80 to 100 frame: TOP**

**132 to 160 frame: RHS from DE**

**For other ratings & mounting arrangement, refer to Division**

**Frame size 315 to 400 available on enquiry**



# PREMIUM EFFICIENCY FLAMEPROOF MOTORS – IE3



TOTALLY ENCLOSED FAN COOLED SQUIRREL CAGE FLAME PROOF INDUCTION MOTORS			
MOUNTING	FOOT	PROTECTION	IP55
VOLTAGE	415 VOLTS ± 10%	EFFICIENCY	IE3
FREQUENCY	50Hz ± 5%	DUTY	S1
COMBINED AMBIENT ALTITUDE	10% (ABSOLUTE SUM) 45°C 1000 m ABOVE M.S.L	INSULATION	CLASS F, TEMP RISE-CLASS B
TEMPERATURE CLASS	T4	TYPE OF STARTING :	DOL
		STANDARD	IS12615 / IS/IEC 60034

OUTPUT Rating		2 Pole / 3000 RPM		4 Pole / 1500 RPM		6 Pole / 1000 RPM	
KW	HP	Frame	List Price	Frame	List Price	Frame	List Price
0.37	0.5	E80	30770	E80	30290	E80	35120
0.55	0.75	E80	34420	E80	33390	E80	36090
0.75	1	E80	35450	E80	34720	E90L	37110
1.1	1.5	E90L	41460	E90L	41330	E90L	45240
1.5	2	E90L	42380	E90L	45010	E100L	65480
2.2	3	E90L	55410	E100L	57230	E112M	76090
3.7	5	E100L	72390	E112M	72500	E132M	100800
5.5	7.5	E132M	104390	E132M	99680	E132M	122120
7.5	10	E132M	115260	E132M	113530	E160L	190340
9.3	12.5	E160L	204440	E160L	176690	E160LX	216500
11	15	E160L	204440	E160L	179610	E160LX	226600
15	20	E160L	229670	E160LX	218440	E180L	298140
18.5	25	E160L	260830	E180L	248010	E200L	370730
22	30	E180L	309390	E180L	294780	E200L	402140
30	40	E200L	435430	E200L	395490	E225M	641030
37	50	E200L	539460	E225S	515120	E250M	823050
45	60	E225M	684740	E225M	651350	E280M	955870
55	75	E250M	876480	E250M	798020	E280M	1031020
75	100	E280M	1077400	E280M	977960	E315M	1208960
90	120	E280M	1146080	E280M	996900	E315M	1394590
110	150	E315M	1291120	E315M	1190210	E315L	1550100
132	180	E315L	1596100	E315L	1501900	E315L	1878930
160	215	E315L#	1809560	E315L	1508540	E315L#	2367240
180	240	E315L#	2169560	E315L#	1805750	E355LX	On enquiry
200	270	E315L#	2695600	E315L#	2152940	E355LX	On enquiry
225	300	E355LX#	On enquiry	E355LX*	On enquiry	-	-
250	335	E355LX#	On enquiry	E355LX*	On enquiry	-	-

**Standard paint shade : RAL 5021 ( Water Blue )Epoxy**

**Gas group IIA, IIB E80, E315L & E355LX will be with TB on TOP only**

**For all frames of Gas group IIC , terminal box position will be on TOP (no other option is available )**

**# Suitable for 40 degree ambient /80 degree Temp rise.**

**\*These are suitable for temperature rise limited to class F**

**Temp rise with VFD in same frame shall be limited to class F**

**Refer higher output enquiries to nearest branch office/ division. Enquiries to be routed through OGS only**





# PREMIUM EFFICIENCY FLAMEPROOF MOTORS – IE2

## TOTALLY ENCLOSED FAN COOLED SQUIRREL CAGE FLAME PROOF INDUCTION MOTORS

MOUNTING	FOOT	PROTECTION	IP55
VOLTAGE	415 VOLTS ± 10%	EFFICIENCY	IE2
FREQUENCY	50Hz ± 5%	DUTY	S1
COMBINED	10% (ABSOLUTE SUM)	INSULATION	CLASS F, TEMP RISE-CLASS B
AMBIENT	45°C	TYPE OF STARTING :	DOL
ALTITUDE	1000 m ABOVE M.S.L	STANDARD	IS12615 / IS/IEC 60034
TEMPERATURE CLASS	T4		



OUTPUT Rating		2 Pole / 3000 RPM		4 Pole / 1500 RPM		6 Pole / 1000 RPM		8 Pole / 750 RPM	
KW	HP	Frame	List Price	Frame	List Price	Frame	List Price	Frame	List Price
0.37	0.5	E80	29170	E80	28680	E80	33280	E90L	39980
0.55	0.75	E80	32650	E80	31670	E80	35810	E90L	43260
0.75	1	E80	33620	E80	32910	E90L	41670	E100L	52340
1.1	1.5	E90L	39330	E90L	40220	E90L	42920	E100L	60870
1.5	2	E90L	40190	E90L	42690	E100L	62110	E112M	73020
2.2	3	E90L	52530	E100L	54260	E112M	72160	E132M	96500
3.7	5	E100L	69810	E112M	68720	E132M	95600	E160L	156080
5.5	7.5	E132M	99000	E132M	94510	E132M	115840	E160L	183400
7.5	10	E132M	109320	E132M	107640	E160L	183450	E160L	223700
9.3	12.5	E160L	197450	E160L	170320	E160L	206420	E180L	284370
11	15	E160L	197450	E160L	170320	E160L	214910	E180L	299540
15	20	E160L	217790	E160LX	207130	E180L	287360	E200L	404880
18.5	25	E160L	247320	E180L	235160	E200L	357390	E225S	502620
22	30	E180L	293410	E180L	279550	E200L	387670	E225M	661500
30	40	E200L	394970	E200L	375060	E225M	607890	E250M	812400
37	50	E200L	511520	E225S	467230	E250M	780470	E280M	1042540
45	60	E225M	649350	E225M	590810	E280M	906420	E280M	1064670
55	75	E250M	831190	E250M	756750	E280M	977700	E315M	1297230
75	100	E280M	1021660	E280M	927410	E315M	1146410	E315M	1519340
90	120	E280M	1104750	E280M	945390	E315M	1344340	E315L	1663030
110	150	E315M	1224330	E315M	1128660	E315L	1473860	E315L	1944910
125	170	E315M	1429550	E315M	1254310	E315L	1675550	E355LX	On enquiry
132	180	E315M	1451640	E315M	1365950	E315L	1786530	E355LX	On enquiry
150	200	E315L	1576410	E315L	1414100	E315L	1868510	E355LX	On enquiry
160	215	E315L#	1645750	E315L#	1434380	E315L#	2153040	E355LX	On enquiry
180	240	E315L#	1973140	E315L#	1716920	E355LX	On enquiry	E355LX	On enquiry
200	270	E315L#	2451640	E315L#	1958060	E355LX	On enquiry	E355LX	On enquiry
225	300	E355LX#	On enquiry	E355LX#	On enquiry	E355LX	On enquiry	E355LX	On enquiry
250	335	E355LX#	On enquiry	E355LX#	On enquiry	E355LX	On enquiry	E400LX	On enquiry
275	370	E355LX#	On enquiry	E355LX#	On enquiry	E355LX	On enquiry	-	
315	425	E355LX#	On enquiry	E355LX#	On enquiry	-	-	-	
355	476	E400LX*	On enquiry	E400LX*	On enquiry	-	-	-	
375	503	E400LX*	On enquiry	E400LX*	On enquiry	-	-	-	
400	535	E400LX*	On enquiry	E400LX*	On enquiry	-	-	-	

Standard paint shade: RAL 7034 (Yellow Grey)Epoxy

In 400 frame - 6pole and above On enquiry. Gas group IIA, IIB E80, E315L , E355LX & E400LX will be with TB on TOP only  
Motors with gas group I & IIC can also be offered On enquiry with extra price ( Please refer special features section )

For all frames of Gas group IIC , terminal box position will be on top (no other option is available )

#These are suitable for 40 degree ambient /80 degree Temp rise.

\*These are suitable for temperature rise limited to class F

Temp rise with VFD in same frame shall be limited to class F

Refer higher output enquiries to nearest branch office/ division. Enquiries to be routed through OGS only

# HEAVY- DUTY MOTORS

CG motors are designed with new slip ring and brush gear arrangement for trouble free operation and long lasting brush life. Slip ring is mounted in epoxy – based insulation with excellent stability at high temp. It complies with IP55 standards to meet the requirement of steel plants.

Squirrel cage / slip ring crane duty motors are specially designed for service on cranes and hoist they can also be used for similar application such as material handling equipment, and cranes of all type .these motors can serve as auxiliary motors in rolling mills or where ever intermittent duty drives are required. These are duty type rated motors developing high starting torque with low starting current. The motors are suitable for frequent start /stop and reversals, also rapid acceleration is achieved by high pull out torque rotor inertia.



# RELIABLE

# ROBUST

## TOTALLY ENCLOSED FAN COOLED 3 PH SLIP RING INDUCTION MOTORS

MOUNTING	FOOT	PROTECTION	IP55
VOLTAGE	415 VOLTS ± 10%	DUTY	S1
FREQUENCY	50Hz ± 5%	INSULATION	CLASS F, TEMP RISE-CLASS B
COMBINED AMBIENT ALTITUDE	10% (ABSOLUTE SUM) 45°C 1000 m ABOVE M.S.L	TYPE OF STARTING : STANDARD	DOL IS12615 / IS/IEC 60034



OUTPUT Rating		4 Pole / 1500 RPM		6 Pole / 1000 RPM		8 Pole / 750 RPM	
KW	HP	Frame	List Price	Frame	List Price	Frame	List Price
2.2	3	-	-	DW132S	136870	-	-
3	4	DW132S	132560	DW132S	143990	NDW160M	197270
3.7	5	DW132S	135560	DW132M	151230	NDW160M	204300
5.5	7.5	DW132M	138390	NDW160M	184470	NDW160L	228970
7.5	10	NDW160M	183240	NDW160L	230130	NDW180L	311330
11	15	NDW160L	229270	NDW180L	298790	NDW200L	407920
15	20	NDW180L	303430	NDW200L	389990	NDW225M	524500
18.5	25	NDW200L	349050	NDW225M	502860	NDW225M	606520
22	30	NDW200L	387800	NDW225M	600930	NDW250M	791640
30	40	NDW225M	479050	NDW250M	794640	NDW280S	913320
37	50	NDW250M	656830	NDW280S	899710	NDW280M	1047580
45	60	NDW250M	785100	NDW280M	977570	NDW315S	1287620
55	75	NDW280S	865280	NDW315S	1090130	NDW315M	1490260
75	100	NDW280M	960750	NDW315M	1376970	NDW315LX	1640610
90	120	NDW315S	1197780	NDW315LX	1526830	NDW315LX	1940410
110	150	NDW315M	1383960	NDW315LX	1812190	NDW355LX	2066700
125	170	NDW315LX	1522290	NDW315LX	1967890	NDW355LX	2298870
132	180	NDW315LX	1604610	-	-	-	-
150	200	NDW315LX	1820580	NDW355LX	2109640	NDW355LX	2530260
160	215	NDW315LX	1859830	NDW355LX	2250250	NDW355LX	2563660
180	240	NDW355L	1967640	NDW355LX	2390850	NDW400LX	4162880
200	270	NDW355L	2186240	NDW355LX*	2590110	NDW400LX	4625040
225	300	NDW355LX	2303760	NDW400LX	5081080	NDW400LX *	5203170
250	335	NDW355LX	2332320	NDW400LX	5645590	NDW450LX*	7782980
275	370	NDW355LX	2473450	NDW400LX	6210180	NDW450LX*	8561280
300	402	NDW400LX	4705960	NDW400LX	6774610	NDW450LX*	9417410
315	436	NDW400LX	4941250	NDW400LX	7339210	NDW450LX*	10359190
350	470	NDW400LX	5490260	NDW450LX*	7846660	NDW450LX*	11187910
370	500	NDW400LX *	-	NDW450LX*	8631340	NDW450LX*	12082920
450	600	-	-	NDW450LX*	9494500	NDW450LX*	13049570

**Standard Paint Shade -631 (IS 5) Light Grey.**


**\*These are suitable for temperature rise limited to class F**



# SPDP SLIP RING MOTORS

## SCREEN PROTECTED DRIP PROOF SLIP RING INDUCTION MOTORS

MOUNTING	FOOT	PROTECTION	IP21/23
VOLTAGE	415 VOLTS ± 10%	RATING	S1
FREQUENCY	50Hz ± 5%	STANDARD	IS12615 / IS/IEC 60034
COMBINED	10% (ABSOLUTE SUM)	INSULATION	CLASS F, TEMP RISE-CLASS B
AMBIENT	45°C	TYPE OF STARTING :	DOL
ALTITUDE	1000 m ABOVE M.S.L		



OUTPUT Rating		4 Pole / 1500 RPM		6 Pole / 1000 RPM		8 Pole / 750 RPM	
KW	HP	Frame	List Price	Frame	List Price	Frame	List Price
3.7	5	-	-	-	-	CW160M	171470
5.5	7.5	-	-	CW160M	168010	CW160L	182620
7.5	10	CW160M	169000	CW160L	196030	CW180M	251930
11	15	CW160L	188250	CW180M	251850	CW180L	295000
15	20	CW180M	250160	CW180L	277520	CW200M	364970
18.5	25	CW180M	256870	CW200M	376330	CW200L	383770
22	30	CW180L	276120	CW200L	392820	CW225M	505120
30	40	CW200M	352430	CW225M	499580	CW225M	560700
37	50	CW200L	383160	CW225M	536220	CW250S	707100
45	60	CW225M	467780	CW250S	696820	CW250M	811670
55	75	CW250S	630590	CW250M	776830	CW280S	984930
75	100	CW250S	662140	CW280S	945410	CW280M	1075760
90	120	CW250MX	807150	CW280M	1129700	CW315S*	1644750
110	150	CW280M	902300	CW315S*	1583950	CW315MX*	1779820
125	170	CW280MX*	1121060	CW315MX*	1776750	CW355L	1561130
132	180	CW280MX*	1412550	CW315MX*	1823360	CW355L	1648500
150	200	CW315S*	1651620	CW315MX*	1992070	CW355L	2046830
160	215	CW315M*	1736550	CW315MX*	2020710	CW355L	2305950
180	240	CW315MX*	1922380	CW355L	On enquiry	CW355L	2440620
200	270	CW315MX*	2218710	CW355L	On enquiry	CW355L	2640840
225	300	CW315MX*	2220530	CW355L	On enquiry -	CW400LX	4055380
250	335	CW355L	On enquiry	CW355L	On enquiry	CW400LX	4254980
275	369	CW355L	On enquiry	CW355L	On enquiry	-	-
300	402	CW355L	On enquiry	CW400LX	On enquiry	-	-
325	435	CW355L	On enquiry	CW400LX	On enquiry	-	-
350	470	CW355L	On enquiry	-	-	-	-

OUTPUT Rating		10 Pole / 600 RPM	
KW	HP	Frame	List Price
110	150	CW315MX*	2054230
125	170	CW355L	2650870
150	200	CW355L	3021890
160	215	CW355L	3155160
180	240	CW355L	3289920
200	270	CW400LX	3809550
225	300	CW400LX	4209150

**Standard Paint Shade : 631 (IS 5) Light Grey**

**Motors are with Roller bearing as default feature from frame size 225 and above**

**Position of Terminal Box on RHS when viewed from DE**

**\*Available in fabricated stator case only**



# TEFC SLIP RING CRANE DUTY MOTORS



## TOTALLY ENCLOSED FAN COOLED SLIP RING CRANE DUTY MOTORS

MOUNTING	FOOT	PROTECTION	IP55
VOLTAGE	415 VOLTS ± 10%	RATING	S3/S4 (AS PER IEC 60034)
FREQUENCY	50Hz ± 5%	DUTY	INTERMITTENT
COMBINED	10% (ABSOLUTE SUM)	INSULATION	CLASS F, TEMP RISE-CLASS B
AMBIENT	50°C	TYPE OF STARTING :	DOL
ALTITUDE	1000 m ABOVE M.S.L	150 STARTS STOPS PER HOUR ,	40%CDF

OUTPUT Rating		6 Pole / 1000 RPM	
KW	HP	Frame	List Price
1.8	2.41	NDW112M	92640
2.6	3.5	DW132S	121980
4.5	6.03	DW132M	145690
6.7	9	NDW160M	165330
9	12.07	NDW160L	204510
13.2	17.5	NDW180L	322360
17.6	23.6	NDW200L	423800
24.6	33	NDW225S	524130
30.5	41	NDW225M	646800
36	48.28	NDW250S	808460
42	56.32	NDW250M	975720
53.5	71.74	NDW280S	1073300
66.5	89.18	NDW280M	1254470
93	126	NDW315S	1499720
116	156	NDW315M	1700420

OUTPUT Rating		8 Pole / 750 RPM	
KW	HP	Frame	List Price
1.7	2.3	DW132S	130970
2.5	3.4	DW132M	175960
4.8	6.4	NDW160M	190650
6.7	9	NDW160L	237420
9.3	11	NDW180L	333830
13.5	18	NDW200L	434900
20.2	27.2	NDW225S	565390
26	35	NDW225M	646800
31.5	42.2	NDW250S	787520
37	50	NDW250M	980700
48	64	NDW280S	1095590
59	79	NDW280M	1193130
72	96	NDW315S	1600090
86	115.3	NDW315M	1736700

OUTPUT Rating		10 Pole / 600 RPM	
KW	HP	Frame	List Price
15	20	NDW225S	530550
18.5	25	NDW225M	621700
22	30	NDW250M	794640
38	51	NDW280S	1184780
46.5	62	NDW280M	1296250
60	80	NDW315S	1650270
66	88	NDW315M	1729130

**Standard Paint Shade : RAL7034 (Yellow Grey)**

**Terminal position in on TOP as a standard for this series**

**On enquiry T/B position can be given on LHS/RHS (Not applicable for DW132S & DW132M)**

**For other ratings, please refer pricing guideline section**





# TEFC SQUIRREL CAGE CRANE DUTY MOTORS



## TOTALLY ENCLOSED FAN COOLED SQUIRREL CAGE CRANE DUTY MOTORS

MOUNTING	FOOT	PROTECTION	IP55
VOLTAGE	415 VOLTS ± 10%	RATING	S3/S4 (AS PER IEC 60034)
FREQUENCY	50Hz ± 5%	DUTY	INTERMITTENT
COMBINED	10% (ABSOLUTE SUM)	INSULATION	CLASS F, TEMP RISE-CLASS B
AMBIENT	50°C	TYPE OF STARTING :	DOL
ALTITUDE	1000 m ABOVE M.S.L	150 STARTS STOPS PER HOUR ,	40%CDF

OUTPUT Rating		4 Pole/1500 RPM	
KW	HP	Frame	List Price
0.25	0.34	GD63	14790
0.55	0.75	GD71	15640
0.75	1	NS80	17400
1.1	1.5	NS80	18290
1.5	2	NS90S	19160
2.2	3	NS90L	20960
3.7	5	NS100L	28240
5.5	7.5	NS112M	35380
7.5	10	NS132S	48700
9.3	12.5	NS132M	61860
11	15	ND160M	96320
15	20	ND160M	104820
18.5	25	ND160L	112770
22.5	30	ND180M	157800
27	36	ND180L	169770
37	50	ND200L	226430
40	53.33	ND225S	293990

OUTPUT Rating		6 Pole/1000 RPM	
KW	HP	Frame	List Price
0.17	0.23	GD63	14470
0.37	0.5	GD71	17170
0.55	0.75	NS80	18440
0.75	1	NS80	18440
1.1	1.5	NS90S	19750
1.5	2	NS90L	22870
2.2	3	NS100L	29810
3.7	5	NS112M	35520
5.5	7.5	NS132S	52180
7.5	10	NS132M	58100
9.3	12.5	ND160M	93760
11	15	ND160L	116260
15	20	ND160L	124070
18.5	25	ND180L	168720

OUTPUT Rating		8 Pole/750 RPM	
KW	HP	Frame	List Price
0.55	0.75	NS90S	20290
0.75	1	NS90L	22870
1.1	1.5	NS100L	27520
1.5	2	NS112M	30270
2.2	3	NS132S	38630
3.7	5	ND160M	51230
5.5	7.5	ND160M	98370
7.5	10	ND160M	106190
9.3	12.5	ND160L	128040
10	13.4	ND180M	163030
12	16	ND180L	181510

Standard paint shade: RAL 7034 (Yellow Grey)

# SPECIAL SERIES MOTORS

CG offers NEMA Epact /Premium motors as per NEMA MG 1, CSA C 22.2 No. 100 and UL 1004. These motors are most energy efficient and meet premium efficiency standard. These motors are also listed in DOE and CSA CG smoke extraction motors are designed for stringent operating condition during fire / high temperature ambient conditions. Smoke extraction motor ensures the air circulation in closed environment. Our smoke extraction motor complies with latest standard BSEN 12101-3:2015.

CG offers UL listed motors in IEC & NEMA frames this motor for specially designed fire fighting duty application which complies with the requirement of UL 1004-1 and UL 1004-5. It is engineered for environment which demands more ventilation.



# INSPIRING TECH



# NEMA MOTORS – PREMIUM SERIES



## TOTALLY ENCLOSED FAN COOLED SQUIRREL CAGE 3 PH INDUCTION MOTORS

MOUNTING	FOOT	PROTECTION	IP55
VOLTAGE	208-230/460	AMBIENT	40°C
FREQUENCY	60Hz	INSULATION	CLASS F, TEMP RISE-CLASS B
TYPE OF STARTING :	DOL		

OUTPUT Rating		2 Pole / 3000 RPM		4 Pole / 1500 RPM		6 Pole / 1000 RPM	
KW	HP	Frame	List Price	Frame	List Price	Frame	List Price
0.75	1	143T	26370	143T	29630	145T	31070
1.1	1.5	143T	31310	145T	30380	182T	55300
1.5	2	145T	32100	145T	33710	184T	58060
2.2	3	182T	56290	182T	56870	213T	89610
3.7	5	184T	61140	184T	62050	215T	97380
5.5	7.5	213T	86690	213T	95620	254T	161230
7.5	10	215T	93070	215T	102940	256T	182780
11	15	254T	142880	254T	153820	284T	261600
15	20	256T	154930	256T	171060	286T	267440
18.5	25	284TS	236340	284T	260450	324T	358850
22	30	286TS	239180	286T	272140	326T	376530
30	40	324TS	359100	324T	397720	364T	575380
37	50	326TS	378670	326T	444320	365T	645360
45	60	364TS	533830	364T	559460	404T	713230
55	75	365TS	596000	365T	613930	405T	759840
75	100	405TS	764240	405T	765510	-	-

NEMA FRAME	EQUIVALENT IEC FRAME
143T	90S
145T	90L
184T	112M
213T	132S
215T	132M
254T	160M
256T	160L
284T	180M
286T	180L
324T	200L
364T	225S
365T	225M
405T	250M
44T	280S
7T	280M

**Standard paint shade : RAL 5021 (Water Blue )**

**NEMA- C Flange in addition to foot 8%**

**NEMA- C Flange without foot 5 %**

**NEMA Premium & NEMA IPACT for American Market**

**MEPS 2 - Australia & New Zealand**



# TEXTILE APPLICATION MOTORS

## TOTALLY ENCLOSED FAN COOLED SQUIREL CAGE INDUCTION MOTORS FOR TEXTILE APPLICATION

MOUNTING	FOOT	PROTECTION	IP54
VOLTAGE	415 VOLTS ± 10%	EFFICIENCY	IE2
FREQUENCY	50Hz ± 5%	DUTY	S1
COMBINED AMBIENT ALTITUDE	10% (ABSOLUTE SUM) 45°C 1000 m ABOVE M.S.L	INSULATION	CLASS F, TEMP RISE-CLASS B
		TYPE OF STARTING :	DOL
		STANDARD	IS12615 / IS/IEC 60034



### FOR LOOM/ WEAVING APPLICATION (TE)/ TB ON RHS FROM DE

OUTPUT Rating		6 Pole / 1000 RPM		8 Pole / 750 RPM	
KW	HP	Frame	List Price	Frame	List Price
0.75	1	NR90L	20130	R112M	26160
1.1	1.5	R112M	23420	R112M	34450
1.5	2	R112M	26870	R132S	36570

### CARD APPLICATION (TE)/ TB ON TOP

OUTPUT Rating		6 Pole / 1000 RPM	
KW	HP	Frame	LTM20
0.75	1	NR90L	19490
1.1	1.5	R112M	35940
1.5	2	R112M	43670

### GINNING APPLICATION (TEFC)/TB ON RHS FROM DE

OUTPUT Rating		4 Pole / 1500 RPM	
KW	HP	Frame	List Price
2.2	3	NS100L	29580
3	4	NS112M	34640
3.7	5	NS132S	42620
5.5	7.5	NS132S	53110
7.5	10	NS132M	60640

### RING FRAME, TEXTILE MOTOR:

TB TOP, AMBIENT:45°C, RISE 75°C , IS12615 / IS/IEC 60034  
ROLLER BEARING AT DE FOR 160 FRAME AND ABOVE TO SUSTAIN HIGHER RADIAL LOAD

OUTPUT Rating		4 Pole / 1500 RPM	
KW	HP	Frame	List Price
3.7	5	NS112M	44620
5.5	7.5	NS132S	61100
7.5	10	NS132M	71590
9.3	12.5	ND160M	112980
11	15	ND160M	116520
13	17.5	ND160L	140900
15	20	ND160L	144830
18.5	25	ND180M	203880
22	30	ND180L	217200
30	40	ND200L	293020
37	50	ND225S	376730
45	60	ND225M	456640

OUTPUT Rating		6 Pole / 1000 RPM	
KW	HP	Frame	List Price
3.7	5	NS132S	65040
5.5	7.5	NS132M	72540

Standard Paint Shade: RAL7034 (Yellow Grey)



# CRUSHER APPLICATION MOTORS

## TOTALLY ENCLOSED FAN COOLED CRUSHER DUTY MOTORS

MOUNTING	FOOT	PROTECTION	IP55
VOLTAGE	415 VOLTS ± 10%	EFFICIENCY	IE2
FREQUENCY	50Hz ± 5%	DUTY	S1
COMBINED	10% (ABSOLUTE SUM)	INSULATION	CLASS F, TEMP RISE-CLASS B
AMBIENT	50°C	TYPE OF STARTING :	DOL
ALTITUDE	1000 m ABOVE M.S.L	STANDARD	IS12615 / IS/IEC 60034



OUTPUT Rating		4 Pole / 1500 RPM		6 Pole / 1000 RPM	
KW	HP	Frame	List Price	Frame	List Price
45	60	ND225M	364580	-	-
55	75	ND250MX	501050	ND280M	691050
75	100	ND280S	609790	ND315S	843970
90	120	ND280M	710270	ND315M	1056070
110	150	ND315S	880290	ND315M	1177600
125	175	ND315M	1002840	ND315L	1283540
132	180	ND315M	1031460	ND315LX	1374690
160	215	ND315LX	1210210	ND315LX	1431370
180	240	ND315LX	1287210	ND355LX	1578680
200	270	ND315LX	1469100	ND355LX	1697510
225	300	ND355LX	1742180	ND355LX	1748470
250	335	ND355LX	1792760	ND355LX	1869460

**Standard Paint Shade : RAL7034 (Yellow Grey)**

**Non-Std Features:**

**EN24 Shaft**

**Roller bearing at DE (for 4 & 6 Pole)**


**Space Heater (280 Frame & above)**

**PTC150C-3 Nos (280 Frame & above)**

**VPI & Epoxy gel coat on overhang**



# BRAKE MOTORS – KIBOSH SERIES (CI)



## TOTALLY ENCLOSED FAN COOLED SQUIRREL CAGE DC BRAKE MOTORS

MOUNTING	FOOT	PROTECTION	IP55
VOLTAGE	415 VOLTS ± 10%	EFFICIENCY	IE2
FREQUENCY	50Hz ± 5%	DUTY	S1
COMBINED	10% (ABSOLUTE SUM)	INSULATION	CLASS F, TEMP RISE-CLASS B
AMBIENT	50°C	TYPE OF STARTING :	DOL
BRAKE TYPR	DC	STANDARD	IS12615 / IS/IEC 60034

OUTPUT Rating		4 Pole / 1500 RPM			6 Pole / 1000 RPM		
KW	HP	Frame	Brake Size	List Price	Frame	Brake Size	List Price
0.37	0.5	-	-	-	NS80	8	36690
0.55	0.75	NS80	8	35840	NS80	8	37100
0.75	1	NS80	8	35950	NS90S	10	47860
1.1	1.5	NS90S	10	46740	NS90L	10	49640
1.5	2	NS90L	10	48300	NS100L	12	58750
2.2	3	NS100L	12	57970	NS112M	14	65520
3	4	NS100L	12	59240	NS132S	16	91570
3.7	5	NS112M	14	66750	NS132S	16	93650
5.5	7.5	NS132S	16	90670	NS132MX	16	99080
7.5	10	NS132M	16	98000	ND160M	18	159350
9.3	12.5	NS132MX	16	117380	ND160L	20	197780
9.3	12.5	ND160M	18	117380	-	-	-
11	15	ND160M	20	156780	ND160L	20	203060
15	20	ND160L	20	199710	ND180L	25	302240
18.5	25	ND180M	25	294760	ND200L	25	365810
22	30	ND180L	25	310530	ND200L	25	381780
30	40	ND200L	25	385940	ND225M	25	On enquiry
37	50	ND225S	25	On enquiry	-	-	-
45	60	ND225M	25	On enquiry	-	-	-

**Standard Paint Shade : RAL7034 (Yellow Grey)**

**ALP for separate brakes for Brake Motors - refer special feature**






# BRAKE MOTORS – KIBOSH SERIES (Aluminium Series)

## TOTALLY ENCLOSED FAN COOLED SQUIRREL CAGE DC BRAKE MOTORS

MOUNTING	FOOT	PROTECTION	IP55
VOLTAGE	415 VOLTS ± 10%	EFFICIENCY	IE2
FREQUENCY	50Hz ± 5%	DUTY	S1
COMBINED	10% (ABSOLUTE SUM)	INSULATION	CLASS F, TEMP RISE-CLASS B
AMBIENT	50°C	TYPE OF STARTING :	DOL
BRAKE TYPR	DC	STANDARD	IS12615 / IS/IEC 60034



OUTPUT Rating		4 Pole / 1500 RPM			6 Pole / 1000 RPM		
KW	HP	Frame	Brake Size	List Price	Frame	Brake Size	List Price
0.37	0.5	GD71	6	32130	GD80	8	36530
0.55	0.75	GD80	8	35690	GD80	8	36950
0.75	1	GD80	8	35800	GD90S	10	47630
1.1	1.5	GD90S	10	46480	GD90L	10	49430
1.5	2	GD90L	10	48090	GD100L	12	58500
2.2	3	GD100L	12	64120	GD112M	14	65230
3.7	5	GD112M	14	66460	GD132S	16	93210
5.5	7.5	GD132S	16	100300	GD132M	16	109590
7.5	10	GD132M	16	108370	-	-	-

**Standard Paint Shade : RAL7034 (Yellow Grey)**

**ALP for Separate Brakes for Brake Motors - refer special feature**



# FIRE FIGHTING MOTORS

## TOTALLY ENCLOSED FAN COOLED SQUIRREL CAGE 3-PH INDUCTION MOTORS

MOUNTING	FOOT	PROTECTION	IP55
VOLTAGE	415 VOLTS ± 10%	EFFICIENCY	IE2
FREQUENCY	50Hz ± 5%	DUTY	S1
COMBINED	10% (ABSOLUTE SUM)	INSULATION	CLASS F, TEMP RISE-CLASS B
AMBIENT	50°C	TYPE OF STARTING :	DOL
ALTITUDE	1000m ABOVE m.s.l	STANDARD	IS12615 / IS/IEC 60034



FF Catref	Frame	List Price
5.50EN2-FF	NS112M	41460
7.50EN2-FF	NS132S	82670
9.30EN2-FF	NS132M	92310
11EN2-FF	NS132M	101540
15EN2-FF	NS132MX	108450
22KE2-FF	ND160L	147290
26KE2-FF	ND160L	174060
30KE2-FF	ND180L	216260
37KE2-FF	PC180L	266370
45KE2-FF	ND200L	337880
55KE2-FF	ND225M	404320
60KE2-FF	ND225M	424530
67KE2-FF	ND225M	474060
75KE2-FF	ND250MX	482950
90KE2-FF	ND250MX	691660
110KE2-FF	ND280M	845360
125KE2-FF	ND280M	960640
160KE2-FF	ND315M	1275450
180KE2-FF	ND315L	1342750

**Temperature rise limited to class F**

**For ratings other than above, kindly refer to division**



# UL LISTED MOTORS – IE2

## TOTALLY ENCLOSED FAN COOLED SQUIRREL CAGE 3-PH INDUCTION MOTORS

MOUNTING	FOOT	PROTECTION	IP55
VOLTAGE	415 VOLTS ± 10%	EFFICIENCY	IE2
FREQUENCY	50Hz ± 5%	DUTY	S1
COMBINED	10% (ABSOLUTE SUM)	INSULATION	CLASS F, TEMP RISE-CLASS B
AMBIENT	50°C	TYPE OF STARTING :	DOL
ALTITUDE	1000m ABOVE m.s.l	STANDARD	IS12615 / IS/IEC 60034



OUTPUT Rating		2 Pole / 3000 RPM		4 Pole / 1500 RPM		6 Pole / 1000 RPM		8 Pole / 750 RPM	
KW	HP	Frame	List Price	Frame	List Price	Frame	List Price	Frame	List Price
0.37	0.5	-	-	-	-	-	-	NG90S	22800
0.55	0.75	-	-	-	-	-	-	NG90L	24960
0.75	1	NG80	17680	NG80	18350	NG90S	22160	NG100L	30660
1.1	1.5	NG80	19170	NG90S	22680	NG90L	24250	NG100L	37320
1.5	2	NG90S	22010	NG90L	27440	NG100L	34910	NG112M	43220
2.2	3	NG90L	28270	NG100L	32670	NG112M	37240	NG132S	57190
3.7	5	NG100L	35030	NG112M	41400	NG132S	57940	ND160M	88980
4	5.5	NG112M	47300	-	-	-	-	-	-
5.5	7.5	NG132S	59670	NG132S	57460	NG132M	71270	ND160M	111200
7.5	10	NG132S	64780	NG132M	61750	ND160M	108730	ND160L	140950
9.3	12.5	NG132M	94370	NG132M	89840	-	-	-	-
9.3	12.5	ND160M	109170	ND160M	109750	ND160L	118450	ND180M	183300
11	15	ND160M	115220	ND160M	110770	ND160L	133800	ND180L	193290
15	20	ND160M	123840	ND160L	136750	ND180L	174760	ND200L	272100
18.5	25	ND160L	159050	ND180M	174950	ND200L	249480	ND225S	349180
22	30	ND180M	178730	ND180L	191560	ND200L	268600	ND225M	419810
30	40	ND200L	262380	ND200L	264310	ND225M	383890	ND250M	566740
37	50	ND200L	318530	ND225S	309050	ND250M	516180	ND280S	739080
45	60	ND225M	409940	ND225M	374600	ND280S	618240	ND280M	854010
55	75	ND250MX	551860	ND250MX	514720	ND280M	709960	ND315S	1034770
75	100	ND280S	689110	ND280S	626500	ND315S	867120	ND315M	1284910
90	120	ND280M	795000	ND280M	729720	ND315M	1084950	ND315L	1456660
110	150	ND315S	1027380	ND315S	904380	ND315M	1209840	ND315LX	1542080
125	170	ND315M	1205510	ND315M	1030250	ND315LX	1318670	ND315LX	1694290
132	180	ND315M	1262680	ND315M	1059680	ND315LX	1412320	ND315LX	1786600
160	215	ND315LX	1383210	ND315LX	1243320	ND315LX	1470550	ND355LX	2075760
180	240	ND315LX	1456080	ND315LX	1322410	ND355LX	1621880	ND355LX	2129710
200	270	ND315LX	1614880	ND315LX	1509310	ND355LX	1743980	ND355LX	2281470
225	300	ND355LX*	1818390	ND355LX	1735870	ND355LX	1796280	ND355LX	3241510
250	335	ND355LX*	1862380	ND355LX	1841800	ND355LX	1920620	-	-
275	370	ND355LX*	1914980	ND355LX	2013360	ND355LX*	2334390	-	-
315	425	ND355LX*	1960990	ND355LX*	2161030	ND355LX*	2889780	-	-
355	473	-	-	ND355LX*	2625400	-	-	-	-
375	500	-	-	ND355LX*	3000000	-	-	-	-

Standard Paint Shade : RAL7034 (Yellow Grey)

\*These are suitable for temperature rise limited to class F.

For other ratings please contact nearest CG branch Office

For UL Listed Fire Fighting Motors, contact nearest CG branch office.





# COMPRESSOR APPLICATION MOTORS

## TOTALLY ENCLOSED FAN COOLED SQUIRREL CAGE 3-PH INDUCTION MOTORS

MOUNTING	FOOT	PROTECTION	IP55
VOLTAGE	415 VOLTS ± 10%	RATING	S1
FREQUENCY	50Hz ± 5%	DUTY	CONTINUOUS
COMBINED	10% (ABSOLUTE SUM)	INSULATION	CLASS F, TEMP RISE-CLASS B
AMBIENT	50°C	TYPE OF STARTING :	DOL
SERVICE FACTOR	1.2	STANDARD	IS12615 / IS/IEC 60034



kW	Pole	Frame	List Price
7.5	2	NS132M	93520
11	2	PC132M	112110
15	2	ND160L	130640
22	2	ND160L	166930
30	2	ND200L	325650
37	2	ND200L	342760
45	2	ND200L	381150
55	2	ND250MX	547230
75	2	ND250MX	576270
150	2	ND315LX	1425700
11	4	ND160M	147020
15	4	ND160L	161720
18.5	4	ND180L	204430
22	4	ND180L	249750
55	4	ND250MX	636060
75	4	PC250M	714180
90	4	ND280M	841520
132	4	ND315LX	1382490
160	4	ND315LX	1579980
200	4	ND355LX	2040820

*Temperature rise will be limited to F class*

*For Ratings apart from above kindly contact division*



# SMOKE EXTRACTION MOTORS



## TOTALLY ENCLOSED FAN COOLED SQUIRREL CAGE 3-PH INDUCTION MOTORS

MOUNTING	FOOT	PROTECTION	IP55
VOLTAGE	415 VOLTS ± 10%	RATING	S1/S2
FREQUENCY	50Hz ± 5%	TYPE OF STARTING :	DOL
TEMPERATURE	300°C – 2Hrs / 250°C – 2Hrs	INSULATION	H CLASS
EFFICIENCY	IE2	T.BOX AT TOP AND 1M FLYING LEADS	

OUTPUT Rating		2 Pole / 3000 RPM	
KW	HP	Frame	List Price
0.75	1	NS80	18760
1.1	1.5	NS80	20410
1.5	2	NS90S	23450
2.2	3	NS90L	30020
3.7	5	NS100L	37310
5.5	7.5	NS132S	60780
7.5	10	NS132S	69010
18.5	25	ND160L	169480
22	30	ND180M	190400
30	40	ND200L	279530
37	50	ND200L	339360

OUTPUT Rating		4 Pole / 1500 RPM	
KW	HP	Frame	List Price
0.55	0.75	NS80	19210
0.75	1	NS80	19470
1.1	1.5	NS90S	24080
1.5	2	NS90L	29200
2.2	3	NS100L	34790
3.7	5	NS112M	44070
5.5	7.5	NS132S	61240
7.5	10	NS132MX	72350
11	15	ND160M	117990
15	20	ND160L	145630
18.5	25	ND180M	186340
22	30	ND180L	204110
30	40	ND200L	281590

OUTPUT Rating		6 Pole / 1000 RPM	
KW	HP	Frame	List Price
0.75	1	NS90S	23530
1.1	1.5	NS90L	25810
1.5	2	NS100L	37200
2.2	3	NS112M	39640
3.7	5	NS132S	61680
5.5	7.5	NS132MX	75880
7.5	10	ND160M	121070
11	15	ND160L	148990
15	20	ND180L	186160
18.5	25	ND200L	265780
22	30	ND200L	286180

**Note : Kindly refer enquires to CG Office / Division**



# ALTERNATORS

## CG ALTERNATOR- BRUSHLESS TYPE -1500 RPM

MOUNTING	FOOT	PROTECTION	IP23
POLE	4	ENCLOSURE	SPDP
VOLT REGULATION	+/- 1%	ALTITUDE	1000m
SINGLE BEARING SUITABLE FOR OPERATIONS UPTO 40°C AMBIENT		RPM	1500
0.8PF(LAG)			



3 PHASE – 415 V		
KVA	FRAME	List Price
5	G1R160SM1F	83010
7.5	G1R160SM1F	86210
10	G1R160SM1E	92480
12.5	G1R160SM2A	98600
15	G1R160SM2A	107060
20	G1R160SM3B	125280
25	G1R160SM4C	142710
30	G1R160SM5A	162120
35	G1R200SM1E	175260
40	G1R200SM1E	189730
45	G1R200SM2A	207340
50	G1R200SM2B	215220
62.5	G1R200SM3A	253140
63	G1R200SM3A	253140
75	G1R200SM4B	278050
82.5	G1R200SM4C	283890
90	G1R200SM5A	334840
100	G1R250SB	335990
110	G1R250SD	355000
125	G1R250SD	370440
140	G1R250MA	406990
160	G1R250MB	442280
180	G1R250LB	465210
200	G1R250LD	495600
225	G1R315SE	554650
250	G1R315SE	597290
275	G1R315SA	636460
300	G1R315SB	680680
320	G1R315SB	717760
380	G1R315MB	824960
400	G1R355SB	897540
415	G1R355SB	899700
437.5	G1R355SE	907310
450	G1R355SE	954830
500	G1R355SE	1040450
550	G1R355ME	1108760
600	G1R355MA	1205070
625	G1R355MA	1223910
650	G1R355MB	1366600
680	G1R400SB	1811130

3 PHASE – 415 V		
KVA	FRAME	List Price
750	G1R400SC	1834720
1010	G1R400MA	2189060
1250	G1R400MB	2540980
1400	G1R450SB	3221540
1500	G1R450SC	3257540
1750	G1R450MA	4244230
1900	G1R450MB	4311560
2000	G1R450LA	4410510
2250	G1R450LB	4733660
2350	G1R500LC	On enquiry
2500	G1R500LC	On enquiry

1 PHASE – 240 V		
KVA	FRAME	List Price
5	G1R160SM1F	84200
7.5	G1R160SM1E	96620
10	G1R160SM2A	107920
12.5	G1R160SM3A	125860
15	G1R160SM4C	142450
17.5	G1R160M5A	154840
20	G1R160SM5A	162870
25	G1R200SM1F	192140
30	G1R200SM2A	211440
35	G1R200SM3E	239920
40	G1R200SM3A	261020
45	G1R200SM4A	296310
50	G1R200SM4B	331630
63	G1R250SD	400080
82.5	G1R250LB	483620





# ALTERNATORS – USTAD SERIES

## CG ALTERNATOR- BRUSHLESS TYPE -1500 RPM

MOUNTING	FOOT	PROTECTION	IP23
POLE	4	ENCLOSURE	SPDP
VOLT REGULATION	+/- 5%	ALTITUDE	1000m
DOUBLE BEARING SUITABLE FOR OPERATIONS UPTO 40°C AMBIENT		RPM	1500



3 PHASE - 415V		
KVA	FRAME	List Price
5	G2S160S1F	55740
6.5	G2S160S1F	56200
7.5	G2S160S1F	71120
10	G2S160S1E	79500
12.5	G2S160S1E	87620
15	G2S160S1B	94080
20	G2S160SC	127860
25	G2S160MC	139760
30	G2S160M2R	156960
32.5	G2S160M2R	161080
35	G2S200SE	170130
40	G2S200SE	181390
45	G2S200SB	202000
50	G2S200SB	207870
63	G2S200SD	245690
75	G2S200MD	274520
82.5	G2S200MD	284620

1 PHASE - 240V		
KVA	FRAME	List Price
5	G2S160S1F	64200
6	G2S160S1E	73130
7.5	G2S160S1E	79570
10	G2S160S1B	90500
12.5	G2S160SC	110770
15	G2S160MC	130590
20	G2S200SE	177080

UPF ALTERNATORS		
1 PHASE - 240V		
KVA	FRAME	List Price
5	G2S160S1F	66780
6	G2S160S1F	74670
7.5	G2S160S1E	79570
10	G2S160S1E	90500
15	G2S160S1B	124680



## CASH EXTRA FOR SPECIAL FEATURES - ALTERNATORS

Sr.No	Description	Cash Extras in % of ALP or absolute value in INR whichever is Lower	
1	SCM Aux Winding	Frame size 160	₹2640/-
		Frame size 200	₹6600/-
		Frame size 250 & above	Nil (default feature)
2	Spaceheater	Frame size 160	₹3300/-
		Frame size 200 & 250	₹4400/-
		Frame size 315	₹6600/-
		Frame size 355 & 400SC	₹7920/-
		Frame size 400MA/E/B & 450	Nil (default feature)
3	RTD ( 2 per phase)	Frame size 160 to 200	Not applicable
		Frame size 250	₹11000/-
		Frame size 315 to 400SC	₹22000/-
		Frame size 400MA/E/B & 450	Nil (default feature)
4	Thermister	Frame size 160	Not applicable
		Frame size 200 to 315	₹14850/-
		Frame size 355 & above	₹18150/-
5	BTD	Frame size 160 to 250	Not applicable
		Frame size 315 to 400SC	₹11000/-
		Frame size 400MA/E/B & 450	Nil (default feature)
6	Digital AVR	Frame size 160 to 250	Not applicable
		Frame size 315 & above	₹209000/-
7	Digital AVR + 1 Auto on plate	Frame size 160 to 250	Not applicable
		Frame size 315 & above	₹319000/-
8	External PMG	Frame size 160 to 250	Not applicable
		Frame size 315 & above	₹44000/-
9	Supply side CT	Frame size 160	Not applicable
		Frame size 200 & 250	₹5500/-
		Frame size 315 & 355	₹11000/-
		Frame size 400	₹22000/-
10	No. of leads : 12	Frame size 160 & above	5%

**NOTE :**

*RTD, BTD, Space Heaters are without controls.*

*DC Injection Parallel operation Facility standard from 100 kVA And Above*

*Droop CT facility 100 kVA to 380 kVA and 400 kVA to 2250 kVA Factory fitted CT*

*For supply side CTs ,customer to specify rating of the CTs*

*Upto 250 Frame alternators are with AL shell construction*

*Type Test:*

*Upto 355 Frame – direct loading method*

*400/450 Frame – indirect loading method.*

*Indirect loading method testing without regulation and dip and rise test.*



## CASH EXTRA FOR SPECIAL FEATURES - ALTERNATORS

Sr.No	Description	Cash Extras in % of ALP or absolute value in INR whichever is Lower	
11	Special Voltage	Frame size 160 & above	5%
12	Marine treatment	Frame size 160 to 315	2%
		Frame size 355 & above	5%
13	Epoxy Paint	Frame size 160	₹5500/-
		Frame size 200 & 250	₹6600/-
		Frame size 315 & above	Nil (default feature)
14	RFI Kit	Frame size 160 & above	₹4800/-
15	AVR filter	Frame size 160 & above	₹5500/-
16	AVR droop CT	Frame size 160 to 315	₹3850/-
		Frame size 355 & above	Nil (default feature)
17	AVR with Analogue input	Frame size 200	₹4400/-
		Frame size 250 & above	Nil (default feature)
18	Inspection Charges		
	a) Routine Test	Frame size 160 to 315	₹5280/-
		Frame size 355 & 400SC	₹6600/-
		Frame size 400MA/E/B & 450	₹8800/-
	b) Type Test	Frame size 160 & 200	₹10560/-
		Frame size 250 & 315	₹13200/-
		Frame size 355 & 400SC	₹16500/-
		Frame size 400MA/E/B & 450	₹22000/-

**NOTE :**

**RTD, BTD, Space Heaters are without controls.**

**DC Injection Parallel operation Facility standard from 100 kVA And Above**

**Droop CT facility 100 kVA to 380 kVA and 400 kVA to 2250 kVA Factory fitted CT**

**For supply side CTs ,customer to specify rating of the CTs**

**Upto 250 Frame alternators are with AL shell construction**

**Type Test:**

**Upto 355 Frame – direct loading method**

**400/450 Frame – indirect loading method.**

**Indirect loading method testing without regulation and dip and rise test.**



# LAMINATED YOKE DC MOTORS

SCREEN PROTECTED DRIP PROOF LAMINATED YOKE DC MOTOR			
MOUNTING	FOOT	PROTECTION	IP23
ARMATURE VOLTAGE	440V	ALTITUDE	1000m
FIELD VOLTAGE	220V FOR100S TO 280M	TYPE OF STARTING	DOL
TEMPERATURE	40°C AMBIENT	INSULATION	CLASS F TEMP RISE CLASS F FOR 100S TO 132L
RPM	1500	INSULATION	CLASS H TEMP RISE CLASS H FOR 160A TO 280M
COOLING	IC06		



LAMINATED YOKE DC MOTORS		
KW	ASBG Frame	List Price
On enquiry	100U	62520
On enquiry	100A	66500
2.2	100S	70480
3.7	100M	74460
5.5	100L	85510
On enquiry	112S	111750
7.5	112M	115490
On enquiry	112L	127830
11	132S	130150
15	132M	153690
22.5	132L	169390
30	160A	266620
40	160S	295660
50	160M	334270
56	160M	351480
60	160L	383380
On enquiry	160LX	415270
On enquiry	180A	400120
75	180S	462380
100	180M	490350
On enquiry	200A	530230
115	200S	580380
On enquiry	200SX	665840
150	200M	726300
On enquiry	200L	786750
On enquiry	225A	768680
On enquiry	225AX	814580
180	225S	860480
On enquiry	225SX	950930
225	225M	984430
On enquiry	225L	1108370
On enquiry	250A	1111570

LAMINATED YOKE DC MOTORS		
KW	ASBG Frame	List Price
295	250S	1215810
On enquiry	250SX	1250510
325	250M	1280980
On enquiry	250MX	1287690
On enquiry	250L	1323370
400	280S	1664610
450	280M	1738450
On enquiry	280MX	1626180
On enquiry	280L	1703030
On enquiry	280LX	1773860
On enquiry	280LY	1863110
On enquiry	315S	1899060
On enquiry	315M	1945270
On enquiry	315L	2141070
On enquiry	315LX	2290470
On enquiry	315LL	2482040
On enquiry	355S	2722110
On enquiry	355M	2758590
On enquiry	355L	2906970
On enquiry	355LX	3066230
On enquiry	400S	3148430
On enquiry	400SY	3184620
On enquiry	400M	3220810
On enquiry	400MY	3359770
On enquiry	400L	3498730
On enquiry	400LY	3637690
On enquiry	450S	On enquiry
On enquiry	450M	On enquiry
On enquiry	450L	On enquiry
On enquiry	500K	On enquiry
On enquiry	500S	On enquiry
On enquiry	500M	On enquiry

# SOLID YOKE DC MOTORS

SCREEN PROTECTED DRIP PROOF SOLID YOKE DC MOTOR			
MOUNTING	FOOT	PROTECTION	IP23
ARMATURE VOLTAGE	440V	ALTITUDE	1000m
FIELD VOLTAGE	220V FOR 100S TO 280M	TYPE OF STARTING	DOL
TEMPERATURE	40°C AMBIENT	INSULATION	CLASS F TEMP RISE CLASS F FOR 100S TO 132L
RPM	1500	INSULATION	CLASS H TEMP RISE CLASS H FOR 160A TO 280M
COOLING	IC06		



SOLID YOKE DC MOTORS	
Frame Size	List Price
AES160U	252750
AES160A	273700
AES160S	327940
AES160M	396870
AFS180U	292480
AFS180A	323780
AFS180S	375990
AFS180M	444880
AFS180SPL-S	450280
AFS180SPL-M	482470
AFS180SPL-L	493940
AFS180SPL-X	557440
AFS225S	599420
AFS225M	731010
AFS225L	804110
AFS225LX	930080
AFS225X	923140
AFS250A	965500
AFS250S	1021990
AFS250M	1078480
AFS250L	1090950
AFS280A	1127870
AFS280S	1186340
AFS280M	1361720
AFS315SX	1729110
AFS315S	1865850
AFS315M	1960080
AFS315L	2066420

Mill Duty DC Motors ( Non Split Type )			
Frame Size		LP (TESC/ Duct Cooled)	LP(Forced Cooled)
ABS802		535590	629820
ABS803		664070	764750
ABS804		835440	967190
ABS806		1221010	1349500
ABS808		1435180	1619400
ABS810	AEL810	1649430	1844330
ABS812	AEL812	2776080	3058810
ABS814	AEL814	3290140	3621140
ABS816	AEL816	3821360	4160910
ABS818	AEL818	4576820	4942960

## Variants in Solid Yoke and Laminated Yoke Motors

Sr No	VARIANT	PROTECTION	COOLING	YOKE	TYPE	PRICING GUIDELINES	FRAME RANGE
1	ASBG	IP23	IC06	LAM	SPDP	LISTED ABOVE	100 TO 500
2	ASHC	IP55	IC410	LAM	TESC	SAME AS ASBG	100 TO 225
3	ASBA	IP55	IC01	LAM	SPDP	SAME AS ASBG	100 TO 225
4	ASBH	IP23/ IP55	IC17/ IC37	LAM	DUCT COOLED	SAME AS ASBG	100 TO 500
5	ASHQ	IP55	IC0666	LAM	AIR TO AIR HEAT EXCHANGER	REFER TO DIVISION	160 TO 400
6	ASHW	IP55	ICW37A86	LAM	AIR TO WATER HEAT EXCHANGER	REFER TO DIVISION	200 TO 500
7	AFS	IP55	IC411	SOLID	TEFC, B3/ B35	B35, AT EXTRA	160 TO 315
8	AUS	IP55	IC411	SOLID	TEFC, V1	V1, AT EXTRA	160 TO 315



## CASH EXTRA FOR SPECIAL FEATURES – DC MOTORS

Sr.No	Description	Cash Extras in % of ALP or absolute value in INR whichever is Lower	
1	Double Shaft Extension	Frame size 100 to 400	5%
2	DE Flange	Frame size 100 to 180	7.5%
		Frame size 200 to 315	5%
		Frame size 355 & above	Not applicable
3	RTD	Frame size 160 to 225	₹7700/-
		Frame size 250 to 315	₹11000/-
		Frame size 355 & 400	₹13200/-
4	BTD	Frame size 100 to 160	Not applicable
		Frame size 180 & above	₹13200/-
5	Thermistors	Frame size 100 & 132	Not applicable
		Frame size 160 & above	₹4800/-
6	Space Heater	Frame size 100 & 132	Not applicable
		Frame size 160 & above	₹4800/-
7	Blower Filter	Frame size 100 to 160	₹6600/-
		Frame size 180 & 200	₹11000/-
		Frame size 225 to 400	₹15400/-
		Frame size 450 & 500	₹19000/-
8	Non Std Paint	Frame size 100 & 132	₹5500/-
		Frame size 160 to 280	₹6600/-
		Frame size 315 to 400	₹14850/-
		Frame size 450 & 500	₹18500/-
9	Air Flow Switch	Frame size 100 to 160	₹1200/-
		Frame size 180 & 200	₹1800/-
		Frame size 225 to 280	₹2250/-
		Frame size 315 to 450	₹2750/-
		Frame size 450 & 500	₹5500/-
9	Cable Glands per Run	Frame size 100 to 160	₹1650/-
		Frame size 180 to 225	₹2750/-
		Frame size 250 & above	₹3550/-
10	Routine Test	Frame size 100 to 160	₹4400/-
		Frame size 180 & above	₹8800/-
11	Type Test	Frame size 100 to 160	₹8800/-
		Frame size 180 & above	₹17600/-

**Note:** RTD , BTD , Space Heaters and Thermistor are without controls



We put all our energy  
into saving yours!





## Terms of sales

- **This price list supersedes all our Price lists issued before**
- For any **extra feature** not covered, kindly contact nearest CG sales office and refer spare price list for other accessories and spares
- **Delivery:** List Prices are ex-works/ ex-go down and excluding GST which will be charged extra at actual
- **Conditions for Sales:** The Price List is subjected to our standard "General Terms and Conditions of Tender and Sale" and prices are subject to revision without prior notice
- Prices are in INR
- **Packing and forwarding @ 1%** will be charged extra over net prices

## General Notes

- Due to improvement being made from time, frame sizes indicated above are provisional and subject to change without prior notice
- The list prices are maximum recommended prices
- The list prices are subjected to change without prior notice
- Motor outputs are given in kW & HP. However KW is binding & HP is approximate
- For more details please contact our sales office

## Warranty Policy

- All the products listed in the price list carry a warranty against manufacturing defects for a period of 18 months from the date of purchase or 12 months from the date of commissioning whichever is earlier
- Should the product prove to be defective due to faulty workmanship or otherwise, we will remedy the defect or replace the faulty parts or the whole product at our discretion, as soon as possible, free of cost

## Comprehensive Service Support

- CG Power has over eight decades of experience in providing after sales service for LT Motors in every type of industry in India
- CG offers the following services, partnering you in your maintenance of LT Motors
- Extended Warranty up to 3 Years at extra cost.
- Health check up & Regular Maintenance
- Preventive Maintenance Programme
- On Call services. (Toll free no:- 1800 267 0505 )
- Annual Maintenance Contract WhatsApp:-9152670505
- Genuine spares



# MADE IN INDIA, MADE FOR THE WORLD

## Registered Office:

**CG Power and Industrial Solutions Limited**  
**CG House, 6<sup>th</sup> Floor, Dr. Annie Besant Road, Worli, Mumbai – 400300, India**

## Manufactured By:

**CG Power and Industrial Solutions Limited**  
**A-6/2, MIDC Industrial Area, Ahmednagar, 414111.**

## Regional Offices

North	West
<b>Noida</b> 4th Floor, Discovery Tower, Plot No.17, Block A, Institutional Area, Sector 62, Noida - 201309, Uttar Pradesh.	<b>Mumbai</b> Western Region CG House, 8th Floor, Dr. Annie Besant Road, Worli Mumbai 400 030 Maharashtra, India
East	South
<b>Kolkata</b> 50 Chowringhee Road Kolkata 700 071 West Bengal, India	<b>Chennai</b> No-3, Dr. MGR Salai (Kodambakkam High Road) Nungambakkam, Chennai 600 034 Tamil Nadu, India

**All India Customer Care Toll – Free No: 1800-267-0505 or WhatsApp on 9152670505**

**Website: [www.cgglobal.com](http://www.cgglobal.com)**

**Follow us on : CG Industrial Division**

